

## Youth work in Wales, 2018-19

24 October 2019  
SFR 101/2019

Youth work provides and facilitates an environment within which young people can relax, have fun, feel secure, supported and valued. It is intended that through non-formal and informal educational opportunities and experiences youth workers challenge young people to enhance their life chances.

Young people aged 11 to 25 can be registered members of the youth work sector and have the opportunity to gain national accreditations such as the Duke of Edinburgh award.

Youth work in Wales is delivered through the 22 local authorities each year and also through the voluntary sector. This release relates to information collated by the statutory youth work sector in Wales.

In this release, **all information is based on 21 of 22 local authorities only** (including all comparisons with previous years unless stated otherwise) due to a nil return from one local authority in 2018-19. Any comparisons with previous releases should be made with caution.



**15% of 11 to 25 year olds are registered members of statutory youth work sector provision in Wales compared with 16% in 2017-18**

Compared with the previous year<sup>1</sup>, youth work membership decreased slightly while staffing increased. Income increased slightly while expenditure remained at a similar level.

### Main points

- At March 2019, there were over 630 full-time equivalent youth work management and delivery staff working in local authorities in Wales, an increase of around 1 per cent compared with the previous year.
- The total income for youth work provision across Wales in 2018-19 was £31.4 million. Total income increased by almost 1 per cent compared with 2017-18, with core budget decreasing and additional income increasing.
- The total spend for youth work provision across Wales in 2018-19 was £29.6 million, a very small decrease compared with the previous year<sup>2</sup>.

### About this release

This annual statistical release presents detailed information about the statutory youth work sector in Wales for 2018-19, with some comparisons with previous years.

The quality of the data continues to develop, as centrally we improve the guidance and definitions used within the survey, and local authorities providing youth work refine their management systems and data. The known quality issues are highlighted in the Key Quality Information section.

Detailed data can be found on [StatsWales](https://stats.wales.gov.uk/).

### In this release

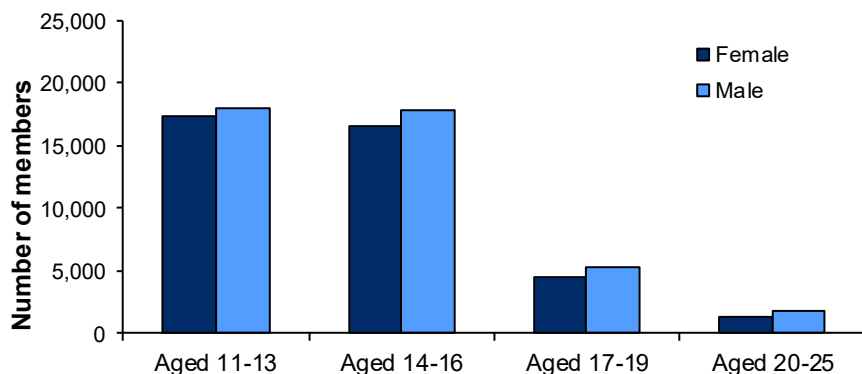
<a href="#">Members</a>	2
<a href="#">Projects</a>	5
<a href="#">Staff</a>	7
<a href="#">Finance</a>	9

<sup>1</sup> All comparisons with 2017-18 exclude Isle of Anglesey as they did not return any data for 2018-19.

<sup>2</sup> Comparison excludes Powys as they did not return expenditure data for 2018-19.

## Registered members of youth work provision in Wales<sup>3</sup>

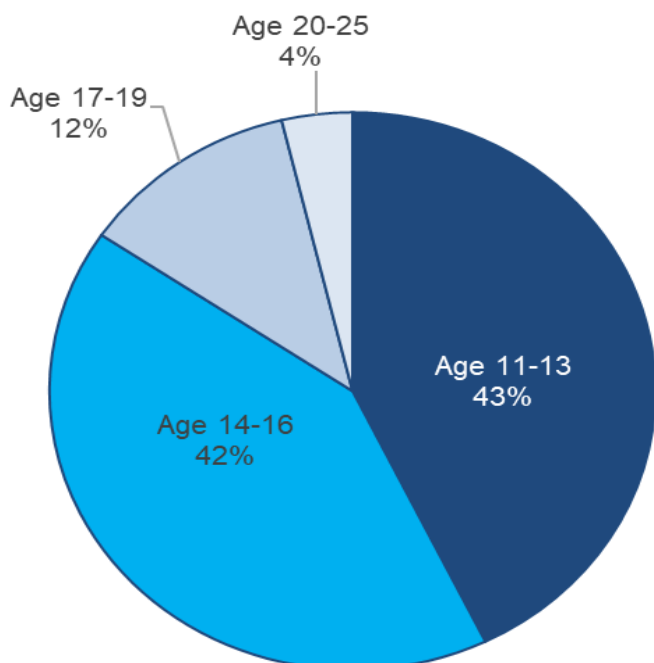
Chart 1: Registered members of youth work provision by age and gender, 2018-19



There were 82,400 registered members of youth work provision in 2018-19. 52 per cent were male and 48 per cent were female, similar proportions to last year. 15 per cent of all 11 to 25 year olds were registered members of youth work provision in 2018-19, compared with 16 per cent in 2017-18.

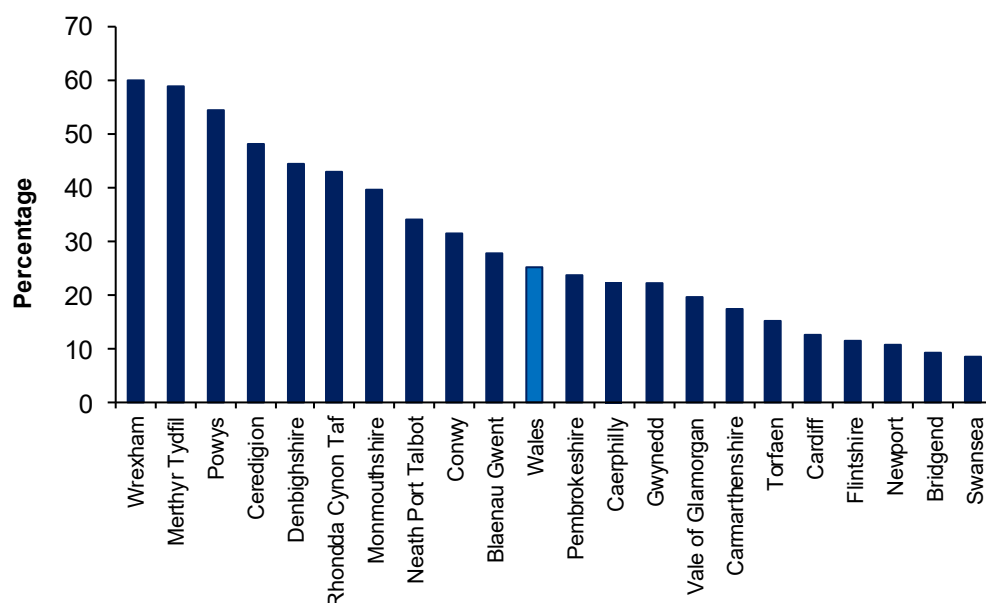
Members aged 11 to 13 made up the biggest proportion in 2018-19, closely followed by those aged 14 to 16.

Chart 2: Proportion of registered members of youth work provision by age 2018-19



<sup>3</sup> Young people registered on local authority Reach systems as active during the year (i.e. those for whom a name, address and date of birth was known).

**Chart 3: Registered members of youth work provision as a proportion of the population, aged 11-19, 2018-19 <sup>4</sup>**



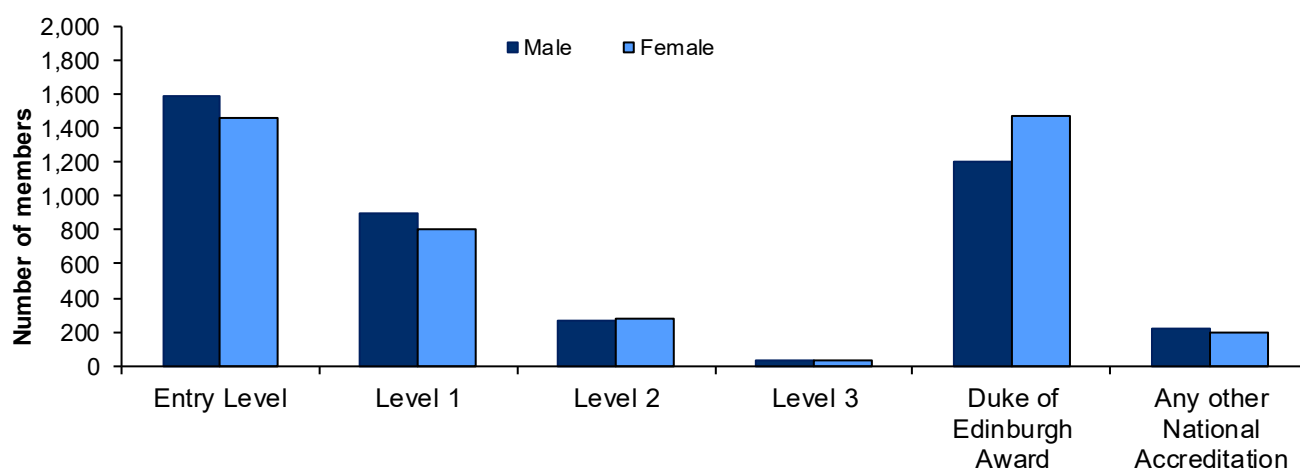
The registered members aged 11-19 years represented over a quarter of the 11-19 population. The proportion ranged from 60 per cent in Wrexham to 9 per cent in Swansea. Of the 21 local authorities with data for both years, 7 reported an increase in membership and 14 reported a decrease. The greatest increase was seen in Merthyr Tydfil, from 36 per cent of the 11-19 population being a registered member in 2017-18 to 59 per cent in 2018-19. The greatest decrease was in Gwynedd, going from 42 per cent to 22 per cent in 2018-19. Further detail can be found in table 2.

### **Accreditation of members**

The survey collects information on individuals gaining accreditations through youth work provision differentiated between national and locally recognised accreditations. There were 8,400 young people who were reported as having gained a national accreditation in 2018-19 (10 per cent of all registered members, compared with 9 per cent in the previous year). There were 14,100 young people reported as having gained a local accreditation (17 per cent of members), a similar proportion to last year. A young person can gain both national and local accreditations.

<sup>4</sup> Isle of Anglesey did not provide data for 2018-19

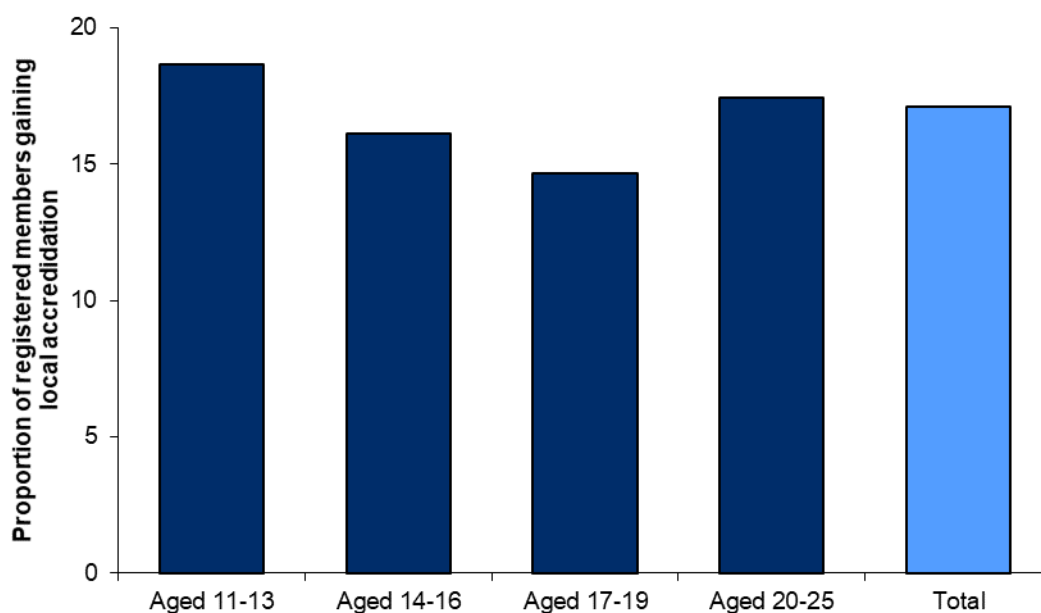
**Chart 4: Members gaining national accreditations within youth work provision by level and award**



While typically the Duke of Edinburgh Award has accounted for the highest proportion of national accreditations, in 2018-19 the most common national accreditation was Entry Level (nearly 40 per cent of all awards). This large increase has mostly been driven by Denbighshire where there were 1,300 Entry Level accreditations in 2018-19 (compared with 350 in the previous year). Denbighshire have had a “service wide focus on increasing accreditation for this year”.

The number of Duke of Edinburgh Awards accredited through the statutory youth work sector decreased to 2,700 compared to 3,000 in 2017-18. The Duke of Edinburgh Award scheme is also offered through the voluntary sector, and some schools and colleges.

**Chart 5: Proportion of members gaining local accreditations within the youth work provision by age group 2018-19**

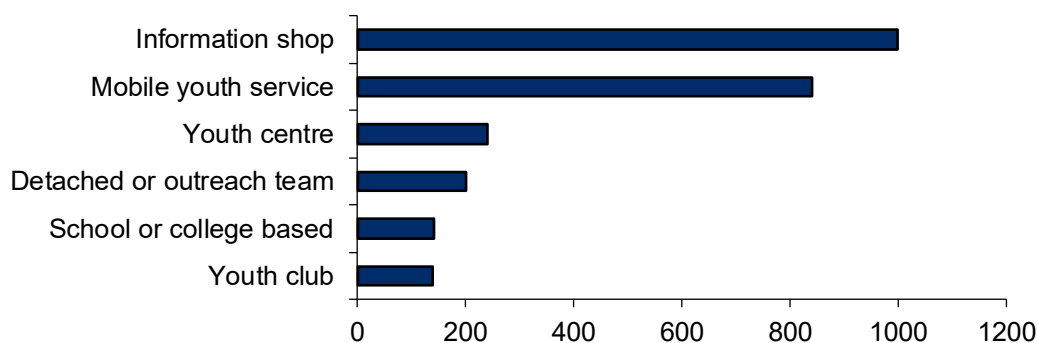


17 per cent of all members gained a local accreditation in 2018-19. The highest proportion was by those aged 11-13 (19 per cent) with the lowest by those aged 17-19 (15 per cent).

## Youth work settings and projects

The survey collects information about the settings and projects for youth work provision that were running across Wales. Youth work projects may be delivered by the local authority alone, or in partnership with other statutory or voluntary bodies.

**Chart 6: Average number of members per youth work setting, 2018-19**



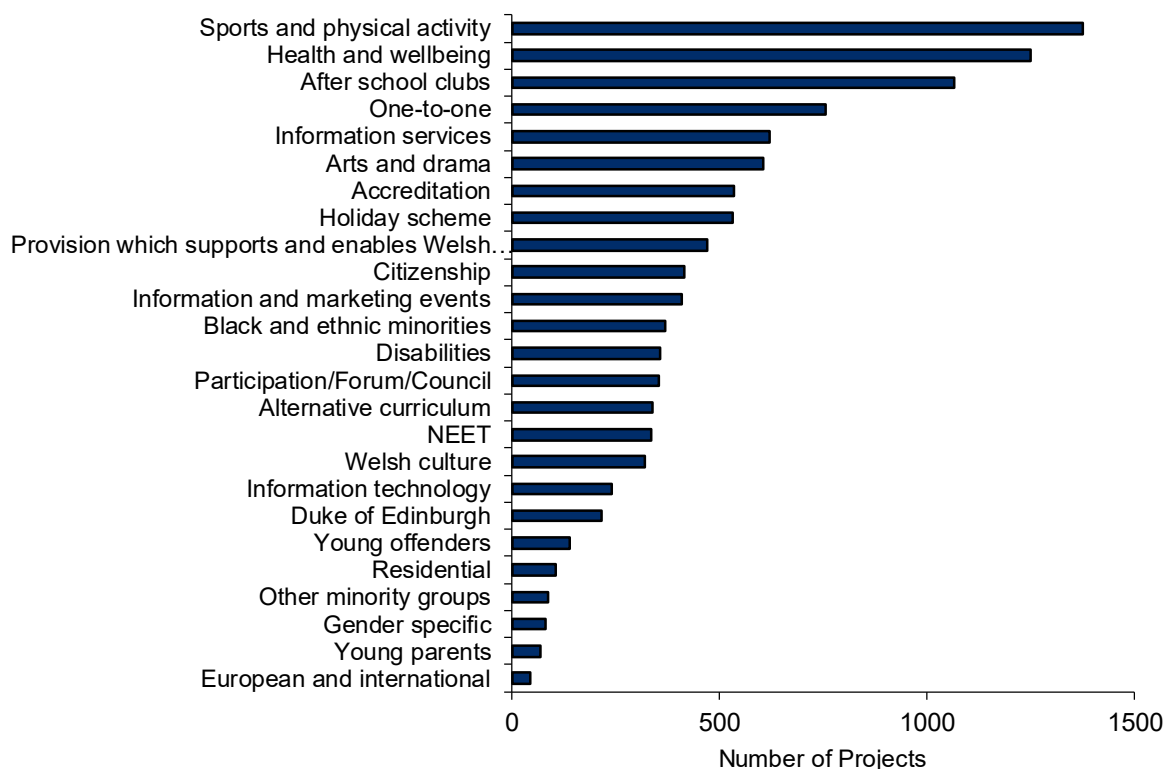
Information shops had the highest number of members per setting, with an average of 1,000 registered members. Youth clubs had the lowest, with an average of 140 registered members.

**Table 1: Registered members attending projects at different settings**

Setting Type	Total number of Settings	Total number of registered members
School or college based	260	37,300
Youth club	225	31,200
Youth centre	100	24,200
Detached or outreach team	85	16,600
Information shop	20	21,000
Mobile youth service	20	16,800
<b>Total</b>	<b>710</b>	<b>147,100</b>

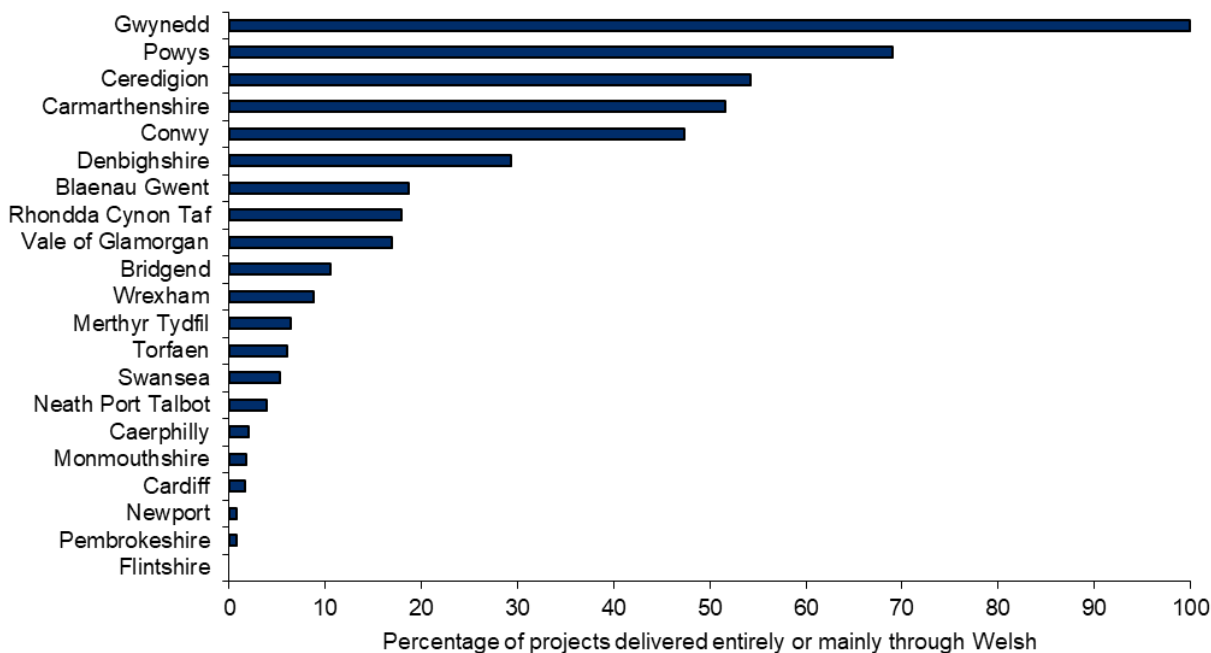
There will be some overlap of membership, with members able to interact with each of the different settings, and for example with more than one youth club or centre.

**Chart 7: Number of youth work projects, by type of provision, 2018-19**



The type of individual projects was also recorded. Most numerous in terms of projects were sports and physical activity projects with 1,400 in Wales, followed by health and wellbeing (1,300). Projects are recorded multiple times if it was relevant to more than one category. For example the same project could be recorded within arts and drama, Welsh culture and residential.

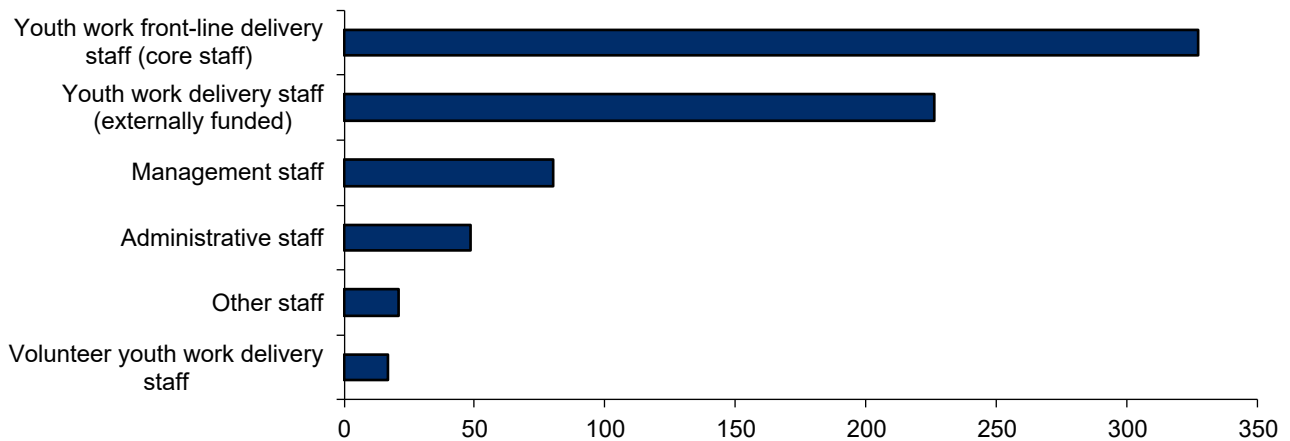
**Chart 8: Percentage of youth work projects delivered entirely or mainly through the medium of Welsh, 2018-19**



17 per cent of all projects were delivered entirely or mainly through the medium of Welsh. The proportion of projects delivered entirely or mainly through the Welsh language was highest in Gwynedd (100 per cent), followed by Powys (69 per cent), Ceredigion (54 per cent) and with no projects delivered through Welsh in Flintshire.

## Youth work staff

Chart 9: Number of full-time equivalent youth work staff, 2018-19



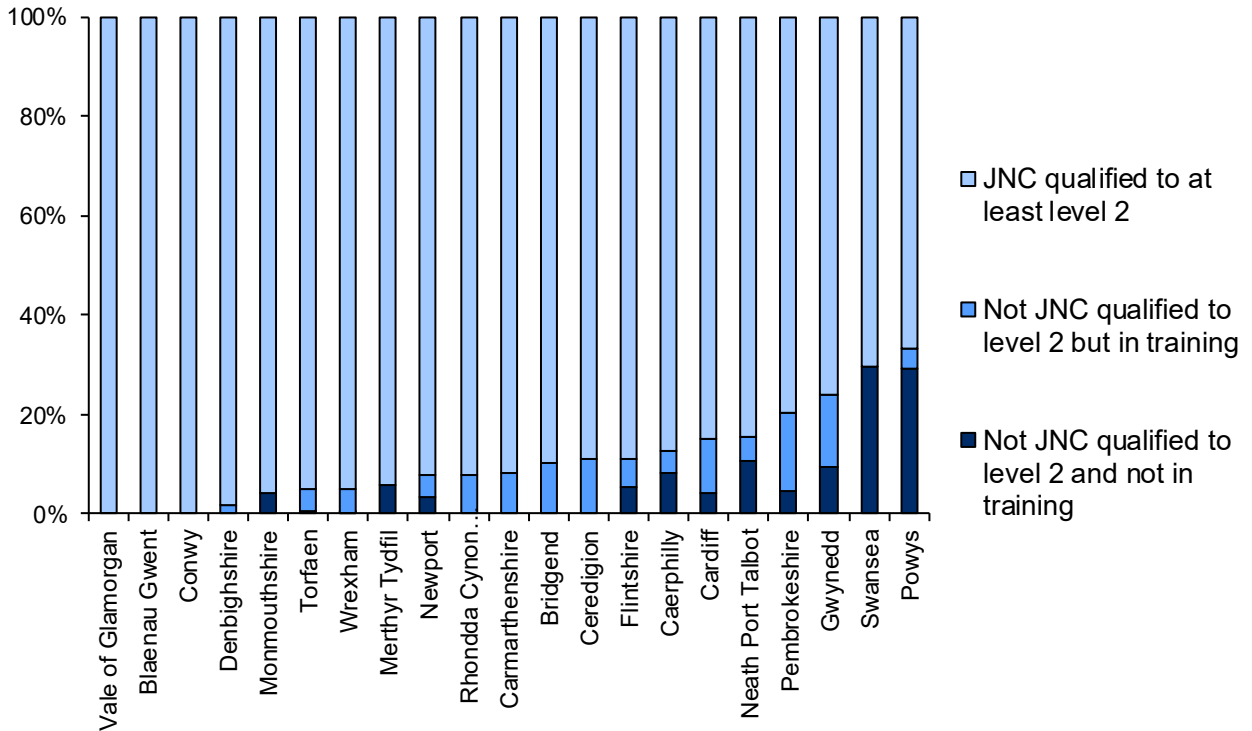
At March 2019, there were 630 full-time equivalent (FTE) youth work delivery staff working across local authorities in Wales (excluding volunteer staff). 13 per cent of these FTE posts were management staff and 87 per cent were youth work front-line staff (covering both core and externally funded staff).

Compared with the previous year (based on 21 authorities with data in both years), there was an overall decrease of around 0.2 per cent to FTE youth work delivery staff numbers in Wales. Within this decrease the number of core front line delivery staff has increased by around 30 per cent, whilst there has been a decrease to externally funded delivery staff (27 per cent) and management staff (22 per cent).

There were a further 15 FTE volunteer youth work delivery staff, and 70 FTE administrative and other staff, giving a total of 720 FTE youth work staff in Wales at March 2019.

## Qualifications

**Chart 10: Percentage of youth work delivery staff (FTE) by JNC qualification, 2018-19**



In 2018-19, 88 per cent of all youth work delivery staff (FTE) held at least level 2 Joint Negotiating Committee (JNC) professional qualifications, compared with 85 per cent in 2017-18<sup>5</sup>. Of those without a level 2 or above JNC qualification, 45 per cent were in training (39 per cent in 2017-18). More detailed information can be found on [StatsWales](#).

### Staff ratios

The ratio of FTE management staff to FTE youth work delivery staff in Wales in 2018-19 was around 1:11.

The ratio of registered members aged 11-25 to FTE youth work delivery staff (excluding volunteer and management staff) was 149 young people per worker in 2018-19. For the 11-19 population, the ratio was 143:1. (These ratios reflect the total registered membership and not attendance at sessions).

<sup>5</sup> Degree level, diploma, NOCN3, or any other qualification from JNC level 2 upwards. The JNC endorses professional qualifications for youth and community workers.

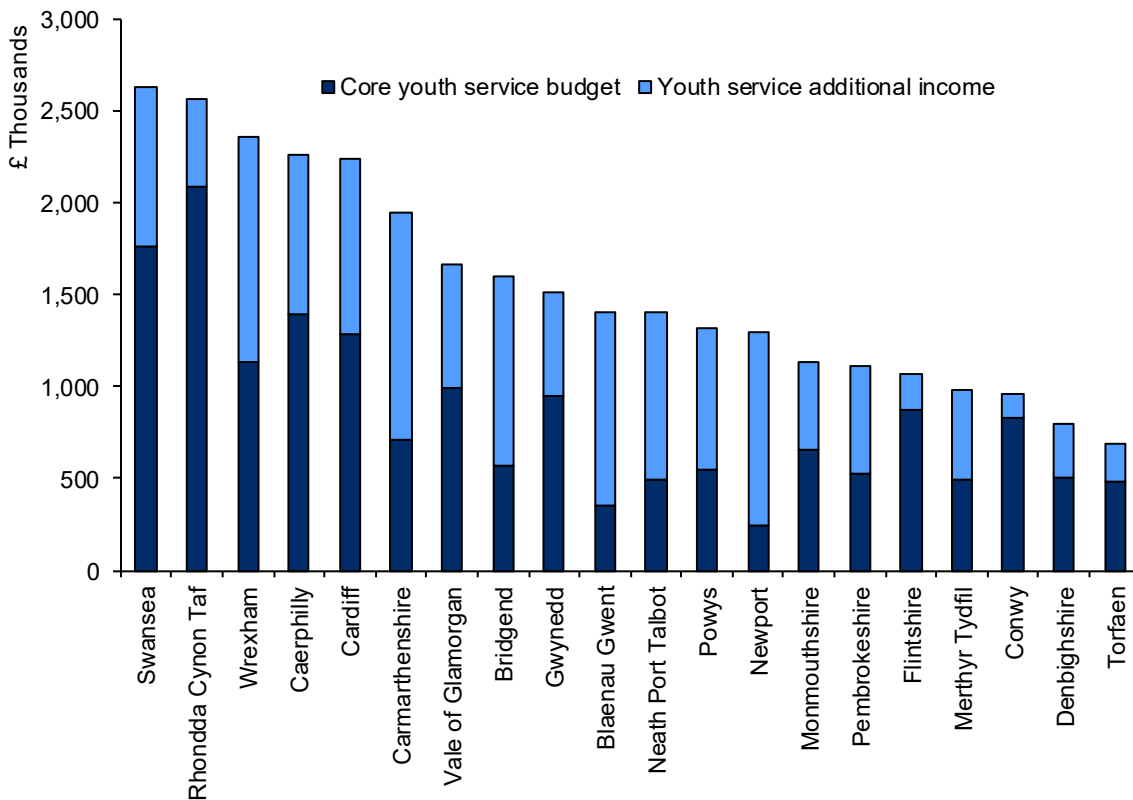


## Youth work finance

The total income for youth work in 2018-19 was £31.4 million. Compared with the previous year (based on 21 authorities with data in both years), total income increased by almost 1 percent (r<sup>6</sup>). Of 21 authorities, 11 saw an increase in total income.

The total of core youth work budgets in 2018-19 was £17.2 million (55 per cent of the total income), a decrease of 6.4 per cent compared with 2017-18 (based on 21 authorities), with a decrease taking place in all except 7 authorities. The contribution made by core youth work budgets to the total youth work income across Wales varied between authorities, ranging from 86 per cent in Conwy to 19 per cent in Newport.

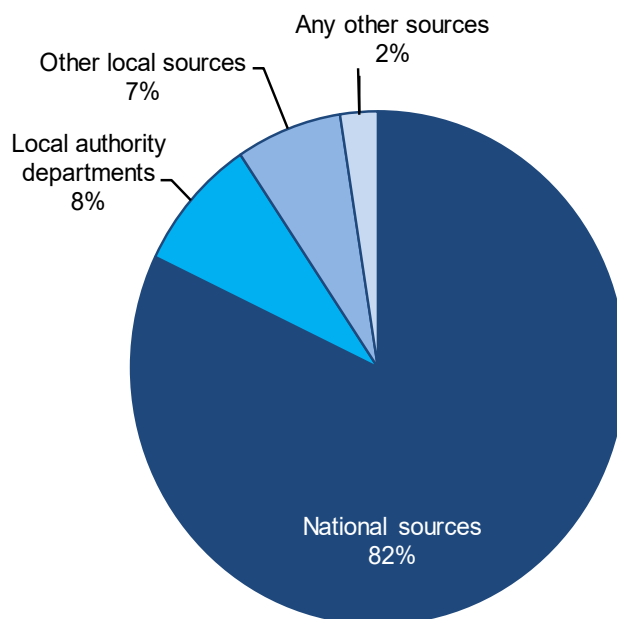
**Chart 11: Core youth work budget and youth and additional income, 2018-19**



In addition to the core youth work budget, the total budget for youth work in Wales for 2018-19 included income of £14.2 million from other sources. ‘National sources’ contributed the majority (£11.6 million or 82 per cent) of these funds, £3.5 million of which was provided by Families First and £3.2 million from Youth Work Strategy Support Grant. More data can be found on [StatsWales](https://stats.wales.gov.uk/).

<sup>6</sup> (r): Revised 6<sup>th</sup> November 2019. The previous comparison incorrectly included data for Isle of Anglesey in 2017/18.

**Chart 12: Source of additional income as percentage of total additional income, 2018-19**



## Expenditure

The total spend by youth work provision in Wales in 2018-19 was £29.6 million, less than a percentage decrease compared with 2017-18 (£29.7 million)<sup>7</sup>. Expenditure ranged from £2.6 million in Swansea to £0.4 million in Ceredigion.

The majority of spending was on employees, at 77 per cent of all expenditure. The remaining expenditure included 8 per cent on resources and 6 per cent on accommodation.

A further 1 per cent of expenditure was grant aid from the statutory youth work sector to the voluntary sector. Including contributions from the wider local authority budget, local authorities provided £540,000 in grant aid to voluntary youth services in Wales during the year.

## Spend per head of population<sup>8</sup>

In 2018-19, the total spend by youth work provision per person aged 11-25 years was £56, a slight decrease compared with 2017-18 (£57). The core youth work budget per person aged 11-25 was also slightly lower, £31 in 2018-19 compared with £33 in 2017-18. Full details can be seen in Table 3.

<sup>7</sup> Comparison is based on 20 of the 22 local authorities as Powys did not return expenditure data for 2018/19

<sup>8</sup> Total spend per head excludes both Isle of Anglesey and Powys. Core budget per person just excludes Isle of Anglesey.

**Table 2: Youth Service Members 2018-19**

	11-25 year olds					11-19 year olds		
	Mid-year population estimate 2018	Number of individual members	Members as percentage of population	Members with national accreditations as percentage of total members	Members with local accreditations as percentage of total members	Mid-year population estimate 2018	Number of individual members	Members as percentage of population
(a) Isle of Anglesey	10,121	..	..	..	..	6,252	..	..
Gwynedd	25,197	2,861	11	10	2	12,558	2,778	22
Conwy	16,875	3,435	20	5	5	10,608	3,346	32
Denbighshire	15,020	4,159	28	40	94	9,312	4,148	45
Flintshire	25,136	1,866	7	13	13	15,677	1,834	12
Wrexham	22,215	8,372	38	4	3	13,637	8,161	60
Powys	19,501	6,837	35	1	2	12,418	6,754	54
Ceredigion	16,209	3,945	24	20	51	7,535	3,626	48
Pembrokeshire	19,229	2,997	16	13	12	12,022	2,844	24
Carmarthenshire	29,701	3,492	12	22	12	18,441	3,248	18
Swansea	51,397	2,208	4	12	12	25,091	2,150	9
Neath Port Talbot	23,840	5,308	22	13	19	14,762	5,047	34
Bridgend	23,376	1,553	7	10	7	14,101	1,322	9
Vale of Glamorgan	21,513	2,696	13	25	18	13,320	2,603	20
Rhondda Cynon Taf	42,904	10,454	24	1	1	24,101	10,303	43
Merthyr Tydfil	10,187	3,642	36	14	0	5,931	3,483	59
Caerphilly	30,952	4,236	14	7	64	18,426	4,148	23
Blaenau Gwent	11,621	2,010	17	15	10	6,665	1,855	28
Torfaen	15,767	1,536	10	5	30	9,157	1,384	15
Monmouthshire	14,350	3,746	26	2	24	9,162	3,642	40
Newport	26,613	1,960	7	24	5	15,785	1,716	11
Cardiff	88,553	5,073	6	2	2	38,593	4,895	13
<b>Wales</b>	<b>560,277</b>	<b>82,386</b>	<b>15</b>	<b>10</b>	<b>17</b>	<b>313,554</b>	<b>79,287</b>	<b>25</b>

(a) Isle of Anglesey did not provide data for 2018-19

**Table 3: Core budget and spend per head of youth population**

	Core budget per youth population aged 11-25 (£ per head)				Total spend per youth population aged 11-25 (£ per head)			
	2015-16	2016-17	2017-18	2018-19	2015-16	2016-17	2017-18	2018-19
Isle of Anglesey (a)	35	..	46	..	59	..	78	..
Gwynedd	44	45	44	38	56	55	60	60
Conwy	53	52	48	49	57	56	61	60
Denbighshire	30	33	35	34	45	44	46	52
Flintshire	39	40	38	35	46	43	43	37
Wrexham	61	60	53	51	101	98	94	89
Powys (b)	59	51	51	28	89	77	72	..
Ceredigion	19	20	18	19	24	23	24	27
Pembrokeshire	35	34	31	27	59	58	60	61
Carmarthenshire	14	23	22	24	52	62	64	66
Swansea	18	37	34	34	44	56	48	51
Neath Port Talbot	25	21	22	21	49	46	43	59
Bridgend	18	27	27	24	43	62	78	68
Vale of Glamorgan	45	47	47	46	71	73	74	78
Rhondda Cynon Taf	53	48	47	49	65	63	60	59
Merthyr Tydfil	49	44	47	49	59	71	74	98
Caerphilly	51	46	45	45	94	85	78	73
Blaenau Gwent	28	29	30	30	88	82	106	113
Torfaen	36	28	30	31	53	44	44	45
Monmouthshire	40	35	52	46	68	76	88	79
Newport	16	11	9	9	43	41	47	49
Cardiff	27	19	18	15	38	30	29	25
<b>Wales (c)</b>	<b>34</b>	<b>34</b>	<b>33</b>	<b>31</b>	<b>56</b>	<b>56</b>	<b>57</b>	<b>56</b>

(a) Core budget data not available for 2016-17 or 2018-19

(b) Total spend not available for 2018-19

(c) Wales average is calculated excluding Isle of Anglesey for 2016-17 and 2018-19. Total spend for 2018-19 also excludes Powys.

## Key quality information

This statistical release presents detailed information about the statutory youth work sector in Wales for the year 2018-19. The release is produced annually with the statistics used within the Welsh Government, by local government and practitioners to monitor trends in membership, finance and youth work staff in Wales. The [Youth Work Strategy for Wales](#) was launched in the summer of 2019 and sets out a vision for the future of youth work in Wales. Youth work provides and facilitates an environment within which young people can relax, have fun, feel secure, supported and valued. It is intended that through non-formal and informal educational opportunities and experiences youth workers challenge young people to enhance their life chances.

Data are collected as part of the statutory youth work sector provision in Wales by a survey carried out each year amongst the 22 local authorities in Wales during the summer. Returns were obtained from 21 authorities in 2018-19 and therefore direct comparisons with previous releases need to be made with caution. Any comparisons made with the previous year within this release are done on a directly equivalent basis (on the basis of 21 of 22 authorities as appropriate) unless stated otherwise.

Information is collected via Excel spreadsheets which are transferred via the Afon file transfer website which provides a secure method for users to submit data. Copies of the current [youth work data collection form and guidance](#) are available.

The spreadsheets allow respondents to validate their own data before sending to the Welsh Government. Local authorities are asked to provide explanatory comments where large changes have occurred. This helps ensure that the data received by the Welsh Government is already of a high quality. Examples of validation checks within the forms include year-on-year changes, cross checks with other relevant data tables and checks to ensure data is logically consistent, for example comparison of registered membership against population estimates.

Once data is received by Welsh Government, it goes through further validation and verification checks, for example, common sense checks, arithmetic consistency checks, cross checks against the data for the previous year and tolerance checks. Validation errors are followed up with local authorities to seek resolution, in the small number of cases we fail to get an answer within a reasonable timescale, we may use imputation if appropriate to fix the error. The method of imputation and the affected data is highlighted through this 'quality information' section.

The quality of the data collected through the statutory youth work sector provision in Wales survey continues to develop, as centrally we improve the guidance and definitions used within the survey, and local authorities providing youth work provision continue to refine their management systems and data, to ensure that all the data gathered for the audit is robust, consistent, current and accurate. Both of these issues impact upon the comparability of data from year to year.

Known data quality issues are highlighted by section below.

Prior to 2009-10, the collection and publication of statistics about Youth Work in Wales was carried out by the Local Government Data Unit ~ Wales on behalf of the Welsh [Assembly] Government.

On 1st April 2010, responsibility for this work transferred to Knowledge and Analytical Services of the Welsh Government. The data have not yet been assessed as National Statistics.

## **Membership**

From the 2010-11 survey onwards, local authorities were asked to only include young people registered on the Reach system as active during the year (i.e. those for whom a name, address and date of birth was known.) (Reach is the term used to measure the number of young people engaged in youth work provision from the youth population within a designated area/local authority.) In previous years some local authorities may have additionally included anonymous members. Given this, and improvements to some authorities recording systems, it is not appropriate to compare this data on a like for like basis with earlier years.

## **Accreditations**

The 2010-11 survey, for the first time, differentiated between young people who had received nationally and locally recognised accreditations:-

*Nationally recognised accreditations* are those successfully completed under nationally recognised programmes that are assessed and verified, for example: Duke of Edinburgh (DofE), BELA; Agored Cymru/OCN; ASDAN; and Personal Social Development (PSD).

*Locally recognised awards* are those successfully completed that are not part of the national programme and are assessed locally, for example: individual modules of DofE or PSD; Mayor's Awards; In-house Certification; Children/Youth University and John Muir Award.

Note that an individual may receive nationally and locally recognised accreditations and as such the data from 2010-11 onwards are not comparable with previous years, which was a count of all those with any accreditation.

Prior to 2012-13 information on accreditations was collected by broad age group. For the 2012-13 survey onwards local accreditations continue to be collected on this basis, but national accreditations are now collected by level or award.

## **Projects**

Prior to 2010-11 there is thought to have been inconsistent interpretations in the recording of projects by local authorities, whereby some authorities may have counted one project within a number of project types, whereas others have limited to including each project into one or two project types. From the 2010-11 survey, the location or setting of projects (youth club etc.) has been separated from the type of provision (holiday scheme, Welsh language). Again, this change in the method of collection means that a direct comparison should not be made with previous years.

Note that the count of settings is not the total of projects, as there may be several projects running at each setting. Similarly, the type of project information cannot be summed to give a total number of projects, as the same project can be multiple counted.

From 2013-14, information on the medium of delivery of projects has been collected (although only included in release from 2014-15), with local authorities identifying projects delivered mainly or entirely (70% or above) through the medium of Welsh.

### **Workforce**

From the 2010-11 survey onwards the definition of Management staff has been clarified to be those with less than 10 per cent face-to-face contact with young people. There was also a change in definition from

“Youth work delivery staff – core and Youth work delivery staff – external” to

“Youth work front line staff – core and Youth work staff – externally funded”

This has affected comparability of data with earlier years.

### **Finance**

Improved definitions and validation processes have been applied to the collection of finance information for 2010-11 onwards, resulting in some discontinuity between that data and finance data for prior years.

### **Other data sources**

The release includes population estimate data for 2013 to 2018 from Office for National Statistics Mid-Year Population Estimates by local authority and age, as available at October 2019.

### **Well-being of Future Generations Act (WFG)**

The Well-being of Future Generations Act 2015 is about improving the social, economic, environmental and cultural well-being of Wales. The Act puts in place seven well-being goals for Wales. These are for a more equal, prosperous, resilient, healthier and globally responsible Wales, with cohesive communities and a vibrant culture and thriving Welsh language. Under section (10)(1) of the Act, the Welsh Ministers must (a) publish indicators (“national indicators”) that must be applied for the purpose of measuring progress towards the achievement of the Well-being goals, and (b) lay a copy of the national indicators before the National Assembly. The 46 national indicators were laid in March 2016.

Information on the indicators, along with narratives for each of the well-being goals and associated technical information is available in the [Well-being of Wales report](#).

Further information on the [Well-being of Future Generations \(Wales\) Act 2015](#).

The statistics included in this release could also provide supporting narrative to the national indicators and be used by public services boards in relation to their local well-being assessments and local well-being plans.

## **Further details**

The document is available at: <https://gov.wales/youth-work>, with supporting [Statswales data](#).

## **Next update**

October 2020 (provisional)

## **We want your feedback**

We welcome any feedback on any aspect of these statistics which can be provided by email to [post16ed.stats@gov.wales](mailto:post16ed.stats@gov.wales).

## **Open Government Licence**

All content is available under the [Open Government Licence v3.0](#), except where otherwise stated.

