

2 April 2019

SFR 22/2019

Gypsy and Traveller Caravan Count: January 2019

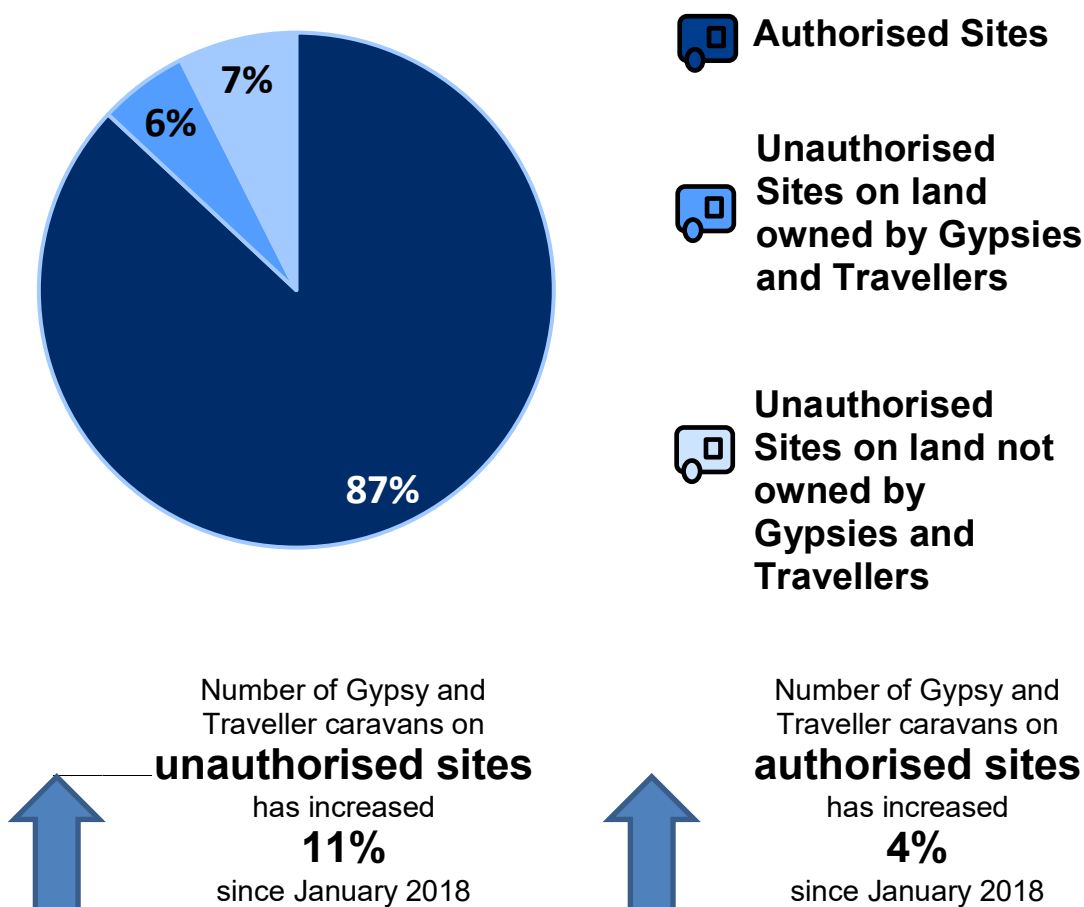
Key Points

On the 19 January 2019 there were 1,050 Gypsy and Traveller caravans and 124 sites reported in Wales.

Between the January 2018 and January 2019 counts, the total number of Gypsy and Traveller caravans has increased by 5 per cent (47 caravans) and the total number of sites (both authorised and unauthorised) has increased by 2 per cent (2 sites).

Of the total number of caravans, 87 per cent (913 caravans) were on authorised sites. Of these, 633 (69 per cent) were on Local Authority sites and 280 (31 per cent) were on private sites.

Gypsy and Traveller Caravans by Type of Site, January 2019



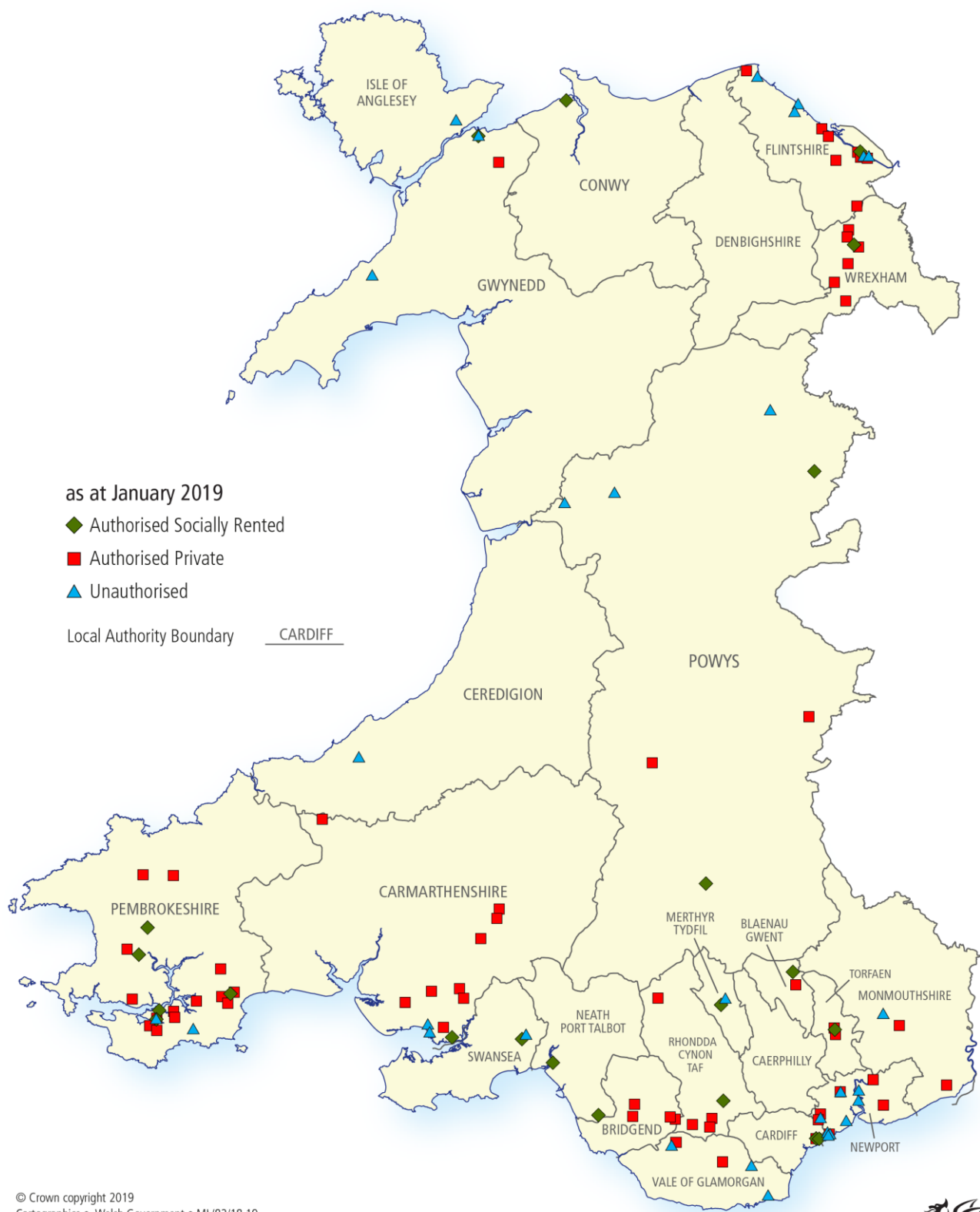
About this release

This release presents the number of Gypsy and Traveller caravans on authorised and unauthorised sites in Wales, and the status of pitches on Local Authority sites.

In this release

Map of gypsy and traveller sites	2
Number of gypsy and traveller caravans	3
Number of pitches on gypsy and traveller sites provided by local authorities	6
Number of gypsy and traveller caravans by site authorisation	8
Key quality information	14

Map 1: Gypsy and Traveller Sites in Wales on 19 January 2019



© Crown copyright 2019
Cartographics • Welsh Government • ML/82/18.19
March 2019

OGL


Llywodraeth Cymru
Welsh Government

Gypsy and traveller caravans

Table 1: Number of gypsy and traveller caravans on 19 January 2019

	Number of Caravans						
	Authorised sites (with planning permission)		Unauthorised sites (without planning permission)				
	Number of caravans		Number of caravans on sites on Gypsies own land		Number of caravans on sites on land not owned by Gypsies		All caravans
					Tolerated	Not tolerated	
	Local Authority ¹	Private	Tolerated	Not tolerated	Tolerated	Not tolerated	
Isle of Anglesey	0	0	0	0	1	0	1
Gwynedd	13	3	0	0	6	0	22
Conwy	4	0	0	0	0	0	4
Denbighshire	0	0	0	0	0	0	0
Flintshire	33	77	28	0	0	1	139
Wrexham	30	16	0	0	0	0	46
Powys	38	2	0	0	7	0	47
Ceredigion	0	0	0	0	0	2	2
Pembrokeshire	99	41	0	1	0	1	142
Carmarthenshire	20	26	0	7	0	0	53
Swansea	15	0	0	0	7	0	22
Neath Port Talbot	108	0	0	0	0	0	108
Bridgend	0	6	0	0	0	0	6
Vale of Glamorgan	0	0	1	0	30	0	31
Cardiff	164	21	0	0	0	0	185
Rhondda Cynon Taf	10	15	0	0	0	0	25
Merthyr Tydfil	27	0	0	0	7	0	34
Caerphilly	0	0	0	0	0	0	0
Blaenau Gwent	19	4	0	0	0	0	23
Torfaen	53	27	0	0	0	0	80
Monmouthshire	0	7	0	4	0	0	11
Newport	0	35	9	9	6	10	69
Wales	633	280	38	21	64	14	1,050

Source: Gypsy and traveller caravan count, Welsh Government

¹ Alternatively known as Socially Rented Sites. Includes sites owned by Registered Social Landlords

[StatsWales data](#)

Map 1 shows the distribution of sites in Wales on the 19th January 2019. It shows the locations of the sites within Local Authorities, as well as whether sites were Authorised Socially Rented, Authorised Private or Unauthorised.

At the time of the January 2019 count, the total number of Gypsy and Traveller caravans in Wales was 1,050. There were 913 caravans on authorised sites with planning permission, accounting for 87 per cent of all caravans. Of these, 633 (69 per cent) were on socially-rented sites and 280 (31 per cent) were on privately-funded sites.

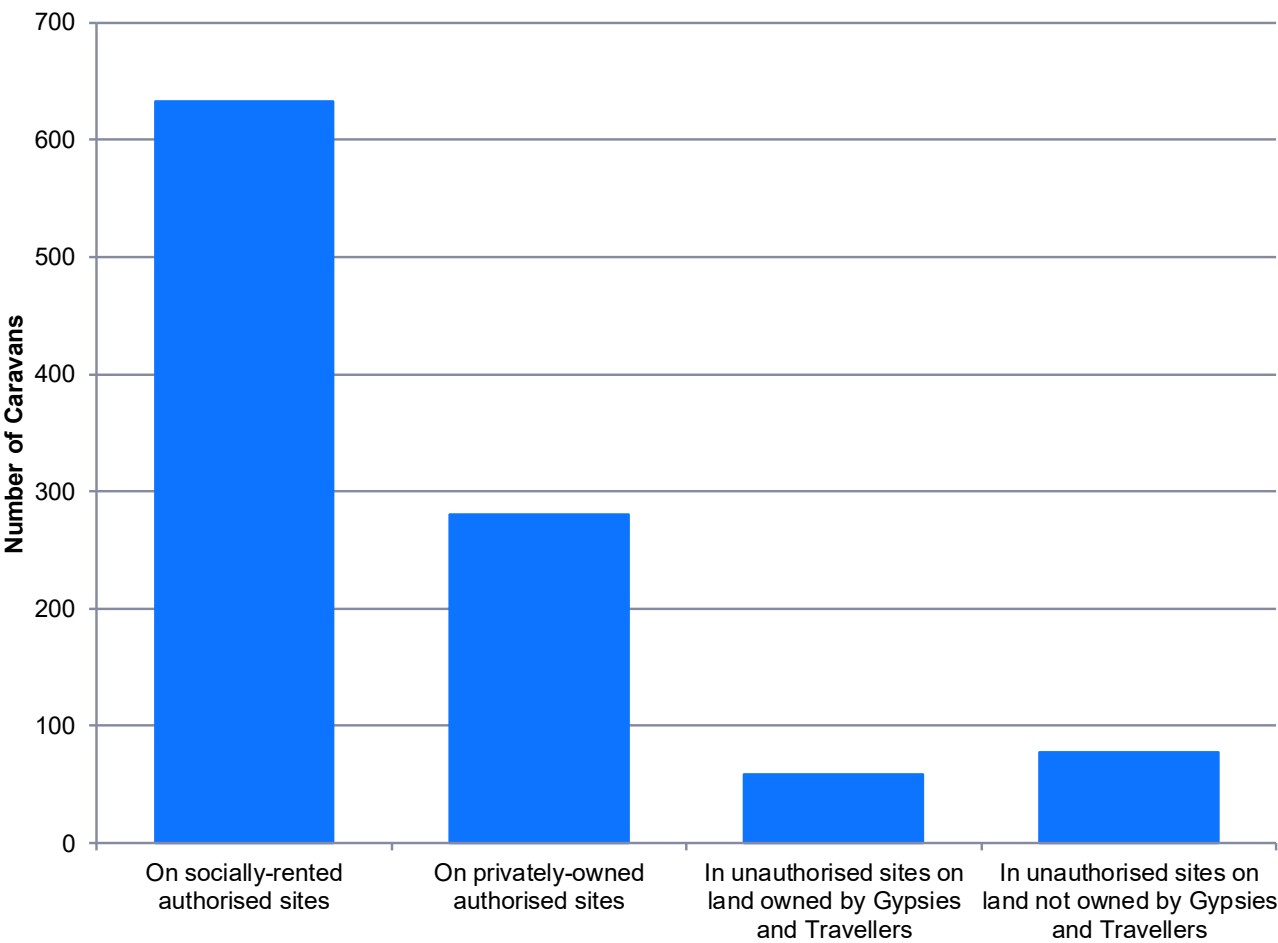
There were 59 caravans on unauthorised sites on land owned by Gypsies and Travellers, accounting for 6 per cent of all caravans. A further 78 caravans (7 per cent of all caravans) were on unauthorised sites not owned by Gypsies and Travellers.

From Table 1, it can be seen that Cardiff, Pembrokeshire and Flintshire had the highest total number of caravans; combined these accounted for 44 per cent of all caravans. Denbighshire and Caerphilly reported having no caravans in the January 2019 count.

In some cases, caravans are on sites which are unauthorised but the Local Authority has decided not to seek removal of the encampment. These are shown in Table 1 as unauthorised sites which are ‘tolerated’. 35 caravans were on unauthorised sites that were not tolerated; the largest numbers of these were seen in Newport where there were 19 caravans in January 2019 . Vale of Glamorgan had the most ‘tolerated’ sites on land not owned by Gypsies and Travellers in January 2019 (30).

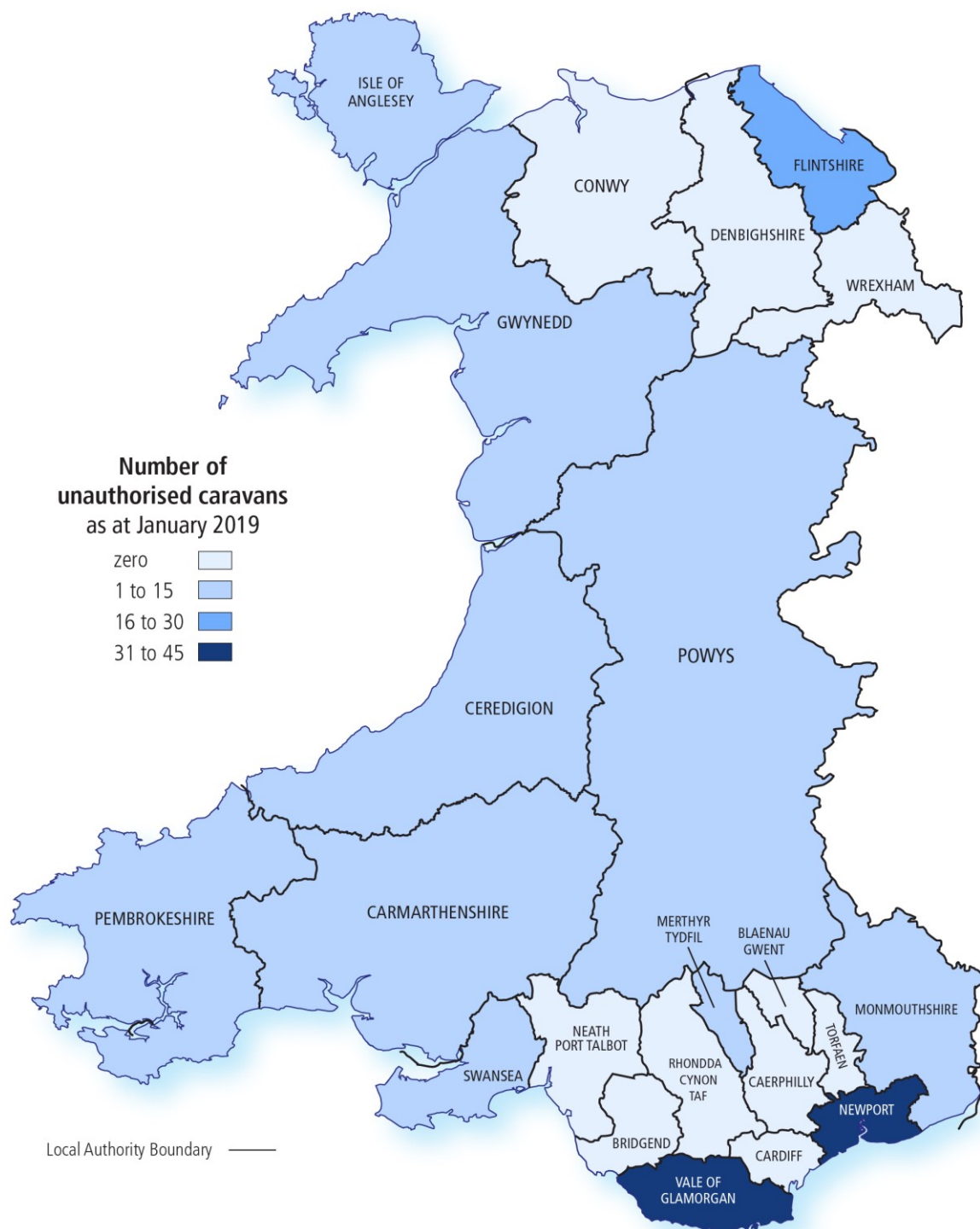
See the [Key Quality Information](#) section for further background and quality information. More detailed tables are provided on [StatsWales](#). Terms which have a special meaning are explained in the [glossary](#).

Table 1: Number of gypsy and traveller caravans on 19 January 2019



Source: Gypsy and traveller caravan count, Welsh Government

Map 2: Number of gypsy and traveller caravans on unauthorised sites, 19 January 2019



© Crown copyright 2019
Cartographics • Welsh Government • ML/82/18.19
March 2019

OGL



Llywodraeth Cymru
Welsh Government

Table 2: Number of pitches¹ on gypsy and traveller sites provided by local authorities² in Wales on 19 January 2019

	Number of pitches				
	Occupied residential	Vacant residential	Occupied transit	Vacant transit	Total
Isle of Anglesey	0	0	0	0	0
Gwynedd	7	0	0	0	7
Conwy	4	0	0	0	4
Denbighshire	0	0	0	0	0
Flintshire	20	0	0	0	20
Wrexham	14	1	0	0	15
Powys	26	0	0	0	26
Ceredigion	0	0	0	0	0
Pembrokeshire	74	1	0	0	75
Carmarthenshire	15	0	0	0	15
Swansea	7	0	0	0	7
Neath Port Talbot	62	3	0	0	65
Bridgend	0	0	0	0	0
Vale of Glamorgan	0	0	0	0	0
Cardiff	80	0	0	0	80
Rhondda Cynon Taf	6	0	0	0	6
Merthyr Tydfil	25	2	0	0	27
Caerphilly	0	0	0	0	0
Blaenau Gwent	17	2	0	0	19
Torfaen	34	0	0	2	36
Monmouthshire	0	0	0	0	0
Newport	0	0	0	0	0
Wales	391	9	0	2	402

Source: Gypsy and traveller caravan count, Welsh Government

¹ One pitch may accommodate multiple caravans

² Does not include Authorised Private Sites

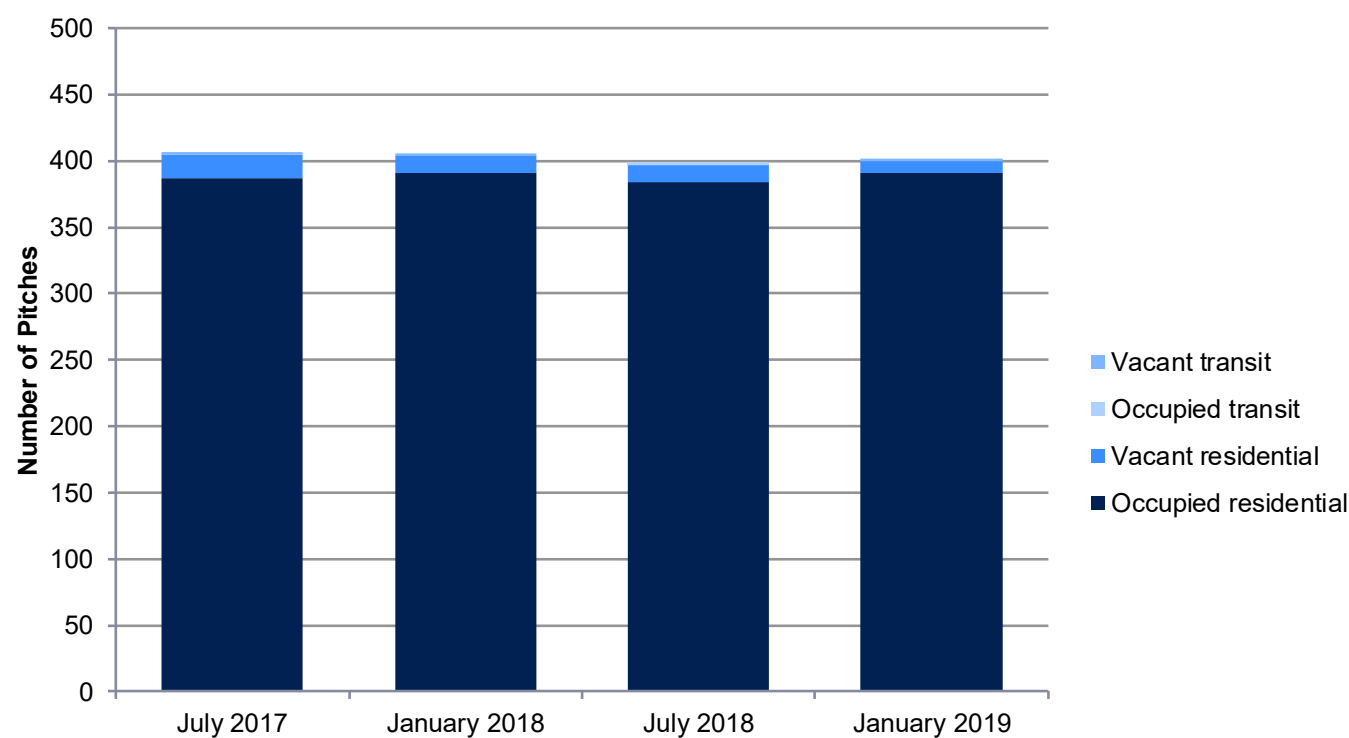
[StatsWales data](#)

As shown in Table 2, there were 402 pitches on Gypsy and Traveller sites provided by Local Authorities in Wales on the 19th January 2019. Of these, 400 were residential pitches and 2 were transit pitches.

Cardiff, Pembrokeshire and Neath Port Talbot had the highest number of pitches provided by Local Authorities (80, 75 and 65 pitches respectively) accounting for over half of the total number of pitches (55 per cent). There were 8 Local Authorities that reported having no pitches on the 19th of January 2019.

At the time of the count, 98 per cent of the residential pitches were occupied; this is slightly more than January 2018 when 97 per cent of residential pitches were occupied.

Figure 2: Number of pitches on gypsy and traveller sites provided by local authorities by transit/residential status, Wales – July 2017 to January 2019



Source: Gypsy and traveller caravan count, Welsh Government

Figure 2 shows that between July 2018 and January 2019 there was a slight increase (3 pitches) in the number of residential pitches, whereas there was no variation in the number of transit pitches.

Site authorisation

Table 3: Number of gypsy and traveller caravans by site authorisation, July 2017 to January 2019

	Number of caravans							
	July 2017		January 2018		July 2018		January 2019	
	Authorised Sites	Unauthorised Sites	Authorised Sites	Unauthorised Sites	Authorised Sites	Unauthorised Sites	Authorised Sites	Unauthorised Sites
Isle of Anglesey	0	11	0	8	0	28	0	1
Gwynedd	15	3	16	2	16	6	16	6
Conwy	4	0	4	0	4	0	4	0
Denbighshire	0	0	0	0	0	0	0	0
Flintshire	106	6	126	15	113	17	110	29
Wrexham	40	0	36	0	37	0	46	0
Powys	32	7	37	11	32	13	40	7
Ceredigion	0	13	0	4	5	13	0	2
Pembrokeshire	136	7	134	5	137	3	140	2
Carmarthenshire	36	6	52	10	51	6	46	7
Swansea	12	3	13	8	15	14	15	7
Neath Port Talbot	95	0	97	0	99	0	108	0
Bridgend	4	1	4	0	4	3	6	0
Vale of Glamorgan	2	29	1	23	0	28	0	31
Cardiff	184	0	160	0	194	1	185	0
Rhondda Cynon Taf	25	0	24	0	25	0	25	0
Merthyr Tydfil	27	6	34	6	28	6	27	7
Caerphilly	0	0	0	0	0	0	0	0
Blaenau Gwent	24	0	23	0	24	0	23	0
Torfaen	71	0	80	0	74	0	80	0
Monmouthshire	3	4	5	4	5	4	7	4
Newport	31	33	34	27	31	28	35	34
Wales	847	129	880	123	894	170	913	137

Source: Gypsy and traveller caravan count, Welsh Government

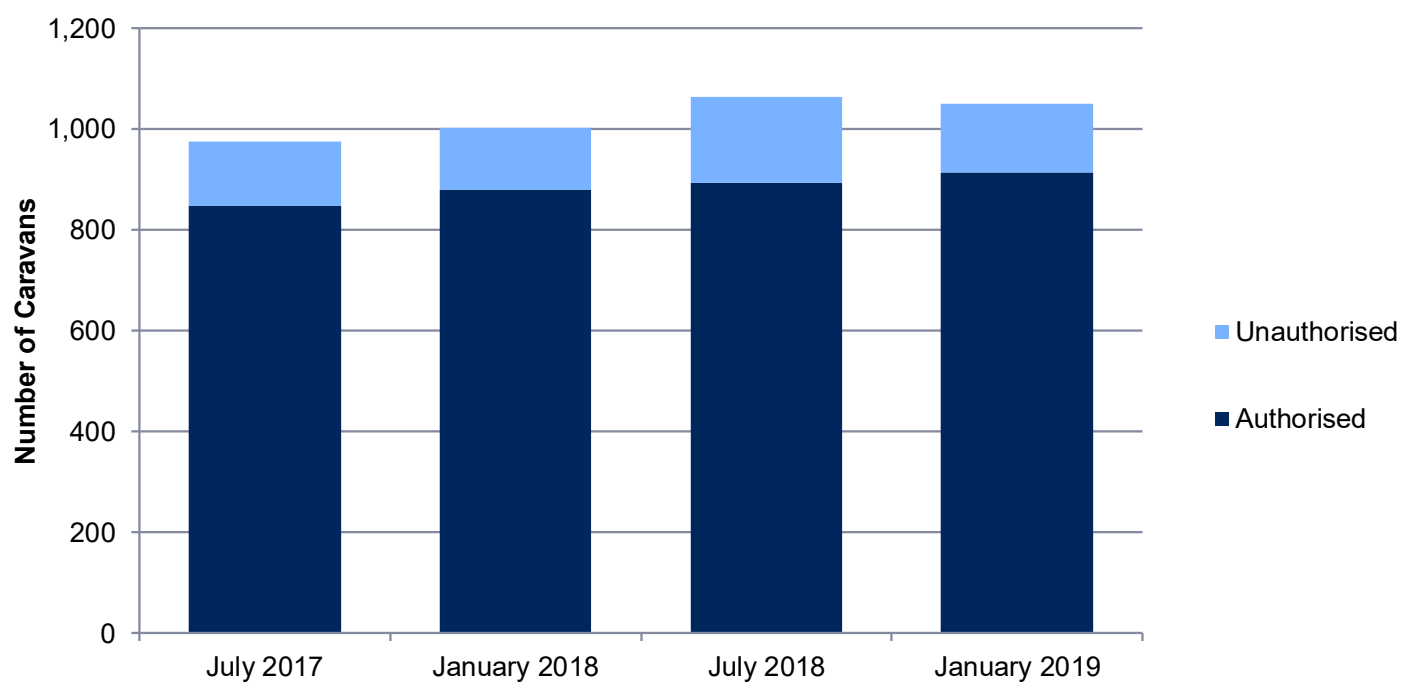
[StatsWales data](#)

Table 3 shows that on the 19th January 2019, Cardiff had the highest total number of caravans with 185, none of which were on unauthorised sites. Pembrokeshire had the second highest number with a total of 142 caravans.

Isle of Anglesey, Ceredigion & Vale of Glamorgan did not provide authorised sites, so in those Local Authorities all caravans were on unauthorised sites. Denbighshire and Caerphilly also did not provide authorised sites, but there were no caravans in these Local Authorities at the time of the count. In contrast, all the caravans in Conwy, Wrexham, Neath Port Talbot, Bridgend, Cardiff, Rhondda Cynon Taf, Blaenau Gwent and Torfaen were on authorised sites.

Overall, 13 per cent of caravans in Wales were on unauthorised sites. This is a greater proportion than in the January 2018 count (12 per cent).

Figure 3: Number of caravans by site authorisation, Wales – July 2017 to January 2019



Source: Gypsy and traveller caravan count, Welsh Government

Across the latest four counts shown in Figure 3, July 2018 had the highest total number of caravans, with 1064. July 2017 had the lowest total across the four counts with 976.

When comparing the January 2018 and January 2019 counts across the whole of Wales, the number of caravans on authorised sites has increased by 4 per cent (33 caravans) and the number of caravans on unauthorised sites has increased by 11 per cent (14 caravans).

Table 4: Number of gypsy and traveller sites by authorisation, July 2017 to January 2019

	Number of sites							
	July 2017		January 2018		July 2018		January 2019	
	Authorised Sites	Unauthorised Sites	Authorised Sites	Unauthorised Sites	Authorised Sites	Unauthorised Sites	Authorised Sites	Unauthorised Sites
Isle of Anglesey	0	1	0	1	0	3	0	1
Gwynedd	2	2	2	1	2	2	2	2
Conwy	1	0	1	0	1	0	1	0
Denbighshire	0	0	0	0	0	0	0	0
Flintshire	10	3	11	4	12	4	9	5
Wrexham	5	0	7	0	7	0	7	0
Powys	4	2	4	4	4	4	4	3
Ceredigion	0	2	0	2	1	1	0	1
Pembrokeshire	20	4	20	4	21	3	22	2
Carmarthenshire	10	2	10	3	10	2	10	2
Swansea	1	2	1	1	1	1	1	1
Neath Port Talbot	3	0	3	0	3	0	3	0
Bridgend	3	1	3	0	3	1	4	0
Vale of Glamorgan	2	2	2	2	2	3	2	3
Cardiff	6	0	3	0	6	1	6	0
Rhondda Cynon Taf	5	0	5	0	5	0	5	0
Merthyr Tydfil	1	1	1	1	1	1	1	1
Caerphilly	0	0	0	0	0	0	0	0
Blaenau Gwent	2	0	2	0	3	0	2	0
Torfaen	4	0	4	0	4	0	4	0
Monmouthshire	2	1	3	1	3	1	2	1
Newport	6	9	6	10	6	8	7	10
Wales	87	32	88	34	95	35	92	32

Source: Gypsy and traveller caravan count, Welsh Government

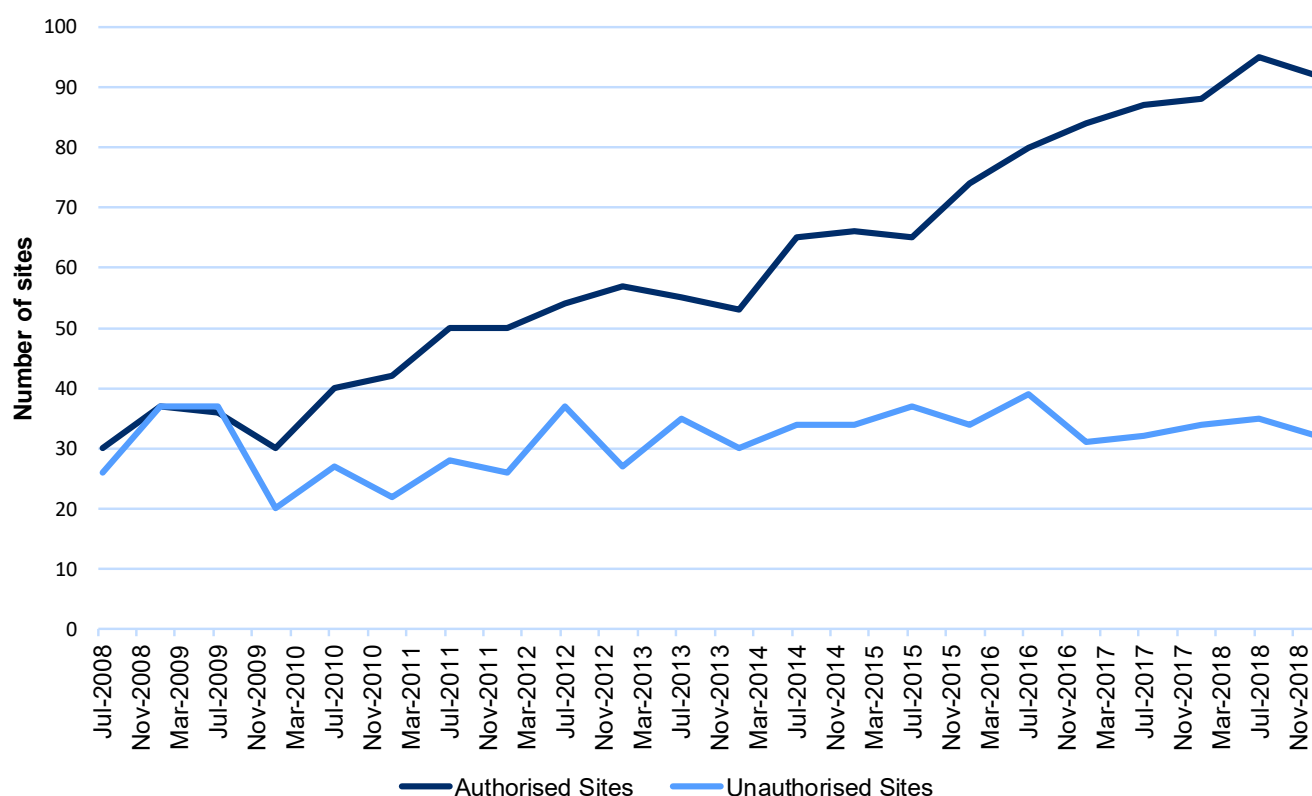
[StatsWales data](#)

As seen in Table 4, there were 124 Gypsy and Traveller sites in Wales in January 2019, a decrease of 6 sites from July 2018. 92 of these were authorised (74 per cent) and 32 were unauthorised (26 per cent).

Compared to January 2018, there were 4 more authorised sites and 2 fewer unauthorised sites.

Across the four counts seen in Table 4, July 2018 has the highest total number of sites.

Figure 4: Number of gypsy and traveller sites by authorisation, 2008 to 2019¹



Source: Gypsy and traveller caravan count, Welsh Government

¹This figure is based on the all Wales totals for each count and hence, as not every Local Authority submitted data for each count, caution should be exercised when drawing comparisons across years. Note that in particular, 2010 had a low response rate with 7 Local Authorities not responding in the January count and 4 not responding in the July count.

[StatsWales data](#)

Figure 4 shows the historic trend of the number of Gypsy and Traveller sites by authorisation.

In general, the number of authorised sites has increased faster than the number of unauthorised sites.

While there has been an increase of 68 sites (121 per cent) since July 2008, only 6 of these were unauthorised sites. The apparent drop in the number of sites in 2010 should however be interpreted with caution. In particular, 7 Local Authorities did not respond in the January 2010 count and this may contribute to the fluctuations seen in Figure 4.

Glossary

Caravans

A 'caravan' can include any of the following:

- mobile homes, caravans, trailers and other living-vehicles on Gypsy or Traveller sites and encampments, whether or not they meet the strict legal definition of a caravan;
- touring caravans on Gypsy or Traveller sites and encampments even if not lived in permanently;
- tents, bendovers or yurts where these are the 'permanent' living accommodation of Gypsies or Travellers.

Gypsies and travellers

For the purposes of this release 'Gypsies and Travellers' include Traditional and Ethnic Gypsies and Travellers or members of non-traditional New Traveller groups who live in caravans or other moveable dwellings whether or not they meet the strict legal definition of a 'Gypsy' or 'Traveller'. The caravan count is not designed to be an estimate of the Gypsy or Irish Traveller population in Wales.

Local Authority sites

Sites operated by Local Authorities or Registered Social Landlords (RSLs) to accommodate Gypsies and Travellers.

Not tolerated

A 'not tolerated' encampment is one where: the Local Authority or police are using, or are preparing to use, their powers under the Criminal Justice and Public Order Act 1994 to remove the encampment, or where the landowner (including the Local Authority) has instigated, or is preparing to instigate, action either through the courts or under common law rights to regain possession of the land.

Pitch

A pitch, also referred to as a plot, will vary according to the size of the occupant household. One pitch can accommodate multiple caravans.

Privately funded sites

Privately Funded Gypsy and Traveller sites with planning permission may include:

- sites with planning permission owned by Gypsies and Travellers for their own and/or their family's occupation and/or for commercial letting;
- sites owned by any other private individual or body with planning permission for use as a Gypsy or Traveller site;
- sites owned by a Local Authority but leased to, or managed by, a non-Local Authority body or individual under arrangements which do not give the Local Authority control of site management (critically of rent setting and lettings).

'With planning permission' may be interpreted to include sites without 'planning permission' as such, but with established use rights or other planning status which means that planning enforcement action cannot be taken.

Tolerated

A 'tolerated' encampment is one where the Local Authority and/or the land owner have decided not to seek the removal of the encampment, and where the encampment has been or is likely to be 'tolerated' for an indefinite period of months or years.

Unauthorised sites on Gypsies or Travellers own land

Unauthorised sites where Gypsies and Travellers are living on their own land in caravans/moveable dwellings without planning consent or established use rights. Such sites may vary in size and in the extent to which the land has been 'developed' with roadways, distinct plots, hard-standings, amenity blocks etc.

Unauthorised sites on land not owned by Gypsies or Travellers

Caravans/moveable dwellings on sites without planning permission on land not owned by Gypsies or Travellers. The land may be in public or private ownership, including the highway.

Key quality information

Official Statistics are produced to high professional standards set out in the Code of Practice for Official Statistics. They undergo regular quality assurance reviews to ensure that they meet customer needs. They are produced free from any political reference.

Note that the information collected as part of the count is outside the scope of National Statistics.

Timeliness and punctuality

The count is carried out on a specified date in January and July each year, giving a snapshot of the number and location of caravans on the specific date. The data is published ten weeks after the reference period, this allows time to collect, collate and validate the data.

Accessibility and clarity

This statistical first release is pre-announced and then published in the Statistics and Research section of the Welsh Government website. It is accompanied by more detailed tables on [StatsWales](#), a free to use service that allows visitors to view, manipulate, create and download data.

Relevance to users

The bi-annual counts of Gypsy and Traveller caravans and families were reintroduced in Wales in July 2006 following recommendations from the [Review of Service Provision for Gypsies and Travellers](#) (pdf), carried out by the Welsh Government's Equality of Opportunity Committee in 2003, and the Welsh Government's review of the Accommodation Needs of Gypsies and Travellers in Wales undertaken by Pat Niner of Birmingham University 2006.

The commencement of section 101 of the Housing (Wales) Act 2014 requires Local Authorities to carry out an assessment of the accommodation needs of Gypsies and Travellers residing in or resorting to their area.

Since January 2011, the counts have been conducted by the data collection team within the Welsh Government. Previous data collections had been conducted by the Department for Communities and Local Government (DCLG).

The caravan count does not estimate the number of Gypsy and Travellers in need of sites. Evidence suggests that many people identifying as 'Gypsy or Irish Travellers' live in homes that are not mobile structures.

Further information from the 2011 Census on Gypsy and Travellers accommodation for England and Wales is available from the [ONS website](#).

The count is used when assessing bids from local authorities for the Gypsy and Traveller Sites Capital Grant. Some of the other uses include:

- monitoring of progress towards targets
- policy development
- advice to Ministers
- informing debate in the National Assembly for Wales and beyond.

There are a variety of users of the Gypsy and Traveller Caravan Count statistics, including national and local government, researchers, students, as well as individual citizens with an interest in the count.

Accuracy

The data contained in this release is collected from information reported by Local Authorities. In January 2019, data was submitted by all of the 22 Local Authorities in Wales.

In general, the response and quality of the count can be affected by the following factors:

- Local Authorities not completing their returns.
- inadequate counting practices.
- geography – particularly in large rural areas which require correspondingly large resources to map all sites.
- gypsy and traveller mistrust.
- the counts are voluntary, with no rewards to Local Authorities completing their returns or penalties for those that fail to do so.
- the caravan count for Wales in this statistical release was conducted on the same day as the Department for Housing Communities and Local Government (DHCLG) conducted the traveller count for England (19th January 2019). This is to avoid double counting caravans travelling between Wales and England.

Symbols

The following symbols may have been used in this release:

. Not applicable

.. Not available

~ Not yet available

* Disclosed or not sufficiently robust for publication

p Provisional

r Revised

Comparability and coherence

Meaningful comparisons of total figures for Wales over time are limited by Local Authorities who do not take part in the count. It is therefore advised that comparisons over time should only be made for Local Authorities that have taken part in all relevant counts.

Data for the Gypsy and Traveller Caravan Count is subject to seasonality. To compare figures over time it is advised to look at the winter and summer counts each year separately. The count takes place twice a year to reflect winter residence and summer travelling trends and changes. Previous years figures indicate the number of unauthorised caravans are higher during the summer (July) count.

Equivalent information for England is available via the [Department for Housing Communities and Local Government \(DHCLG\) website](#). The date for collection is arranged with the Department for Housing Communities and Local Government and, where possible, is the same for England and Wales.

Revisions

We follow the [Welsh Government's statistical revisions policy](#).

Related statistics for other UK countries

Caravan Count Statistics for other UK countries is available at the following links:

[Department for Communities and Local Government in England](#).

[The Scottish Government](#) collects and publishes information on travellers in Scotland. In particular, a recent review of the evidence base is available. [Information on traveller accommodation in Northern Ireland](#).

All Wales Online Caravan Count System

The Welsh Government has developed an online caravan count system which allows Local Authorities to log unauthorised encampments as they occur and record authorised sites. The new and traditional caravan count systems have run concurrently since July 2016 and ongoing reconciliation is being undertaken to ensure robust data is recorded in the new system.

Well-being of Future Generations Act (WFG)

The Well-being of Future Generations Act 2015 is about improving the social, economic, environmental and cultural well-being of Wales. The Act puts in place seven well-being goals for Wales. These are for a more equal, prosperous, resilient, healthier and globally responsible Wales, with cohesive communities and a vibrant culture and thriving Welsh language. Under section (10)(1) of the Act, the Welsh Ministers must (a) publish indicators ("national indicators") that must be applied for the purpose of measuring progress towards the achievement of the Well-being goals, and (b) lay a copy of the national indicators before the National Assembly. The 46 national indicators were laid in March 2016.

Information on the indicators, along with narratives for each of the well-being goals and associated technical information is available in the [Well-being of Wales report](#).

Further information on the [Well-being of Future Generations \(Wales\) Act 2015](#).

The statistics included in this release could also provide supporting narrative to the national indicators and be used by public services boards in relation to their local well-being assessments and local well-being plans.

Further details

This release is available at:

<https://gov.wales/gypsy-and-traveller-caravan-count>

StatsWales tables

Caravan Count data are available on StatsWales:

- [Number of Caravans by authorisation and Local Authority from July 2006 to July 2018.](#)
- [Number of pitches by residential status, occupied status and Local Authority July 2010 to July 2018.](#)
- [Number of sites by authorisation and Local Authority July 2007 to July 2018.](#)

Next update

September 2019 (Provisional)

We want your feedback

We welcome any feedback on any aspect of these statistics which can be provided by email to:

stats.inclusion@gov.wales

Open Government Licence

All content is available under the [Open Government Licence v3.0](#), except where otherwise stated.

