

## Gypsy and Traveller Caravan Count: January 2018

24 April 2018

SFR 104/2018

### Key results

On the 29 January 2018 there were 1,003 Gypsy and Traveller caravans and 122 sites reported in Wales.

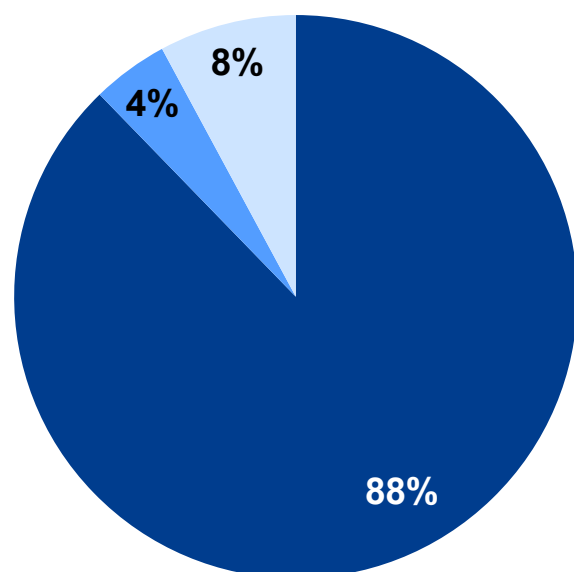
Between the January 2017 and 2018 count, the total number of Gypsy and Traveller caravans has increased by 7 per cent (69 caravans) and the total number of sites (both authorised and unauthorised) increased by 6 per cent (7 sites).

Of the total number of caravans, 88 per cent (880 caravans) were on authorised sites. Of these, 626 (71 per cent) were on Local Authority sites and 263 (29 per cent) were on private sites.


### About this release

This release presents the number of Gypsy and Traveller caravans on authorised and unauthorised sites in Wales, and the status of pitches on Local Authority sites.

### Gypsy and Traveller Caravans by Type of Site, January 2018



 **Authorised sites**

 **Unauthorised sites on land owned by gypsies and travellers**

 **Unauthorised sites on land not owned by gypsies and travellers**

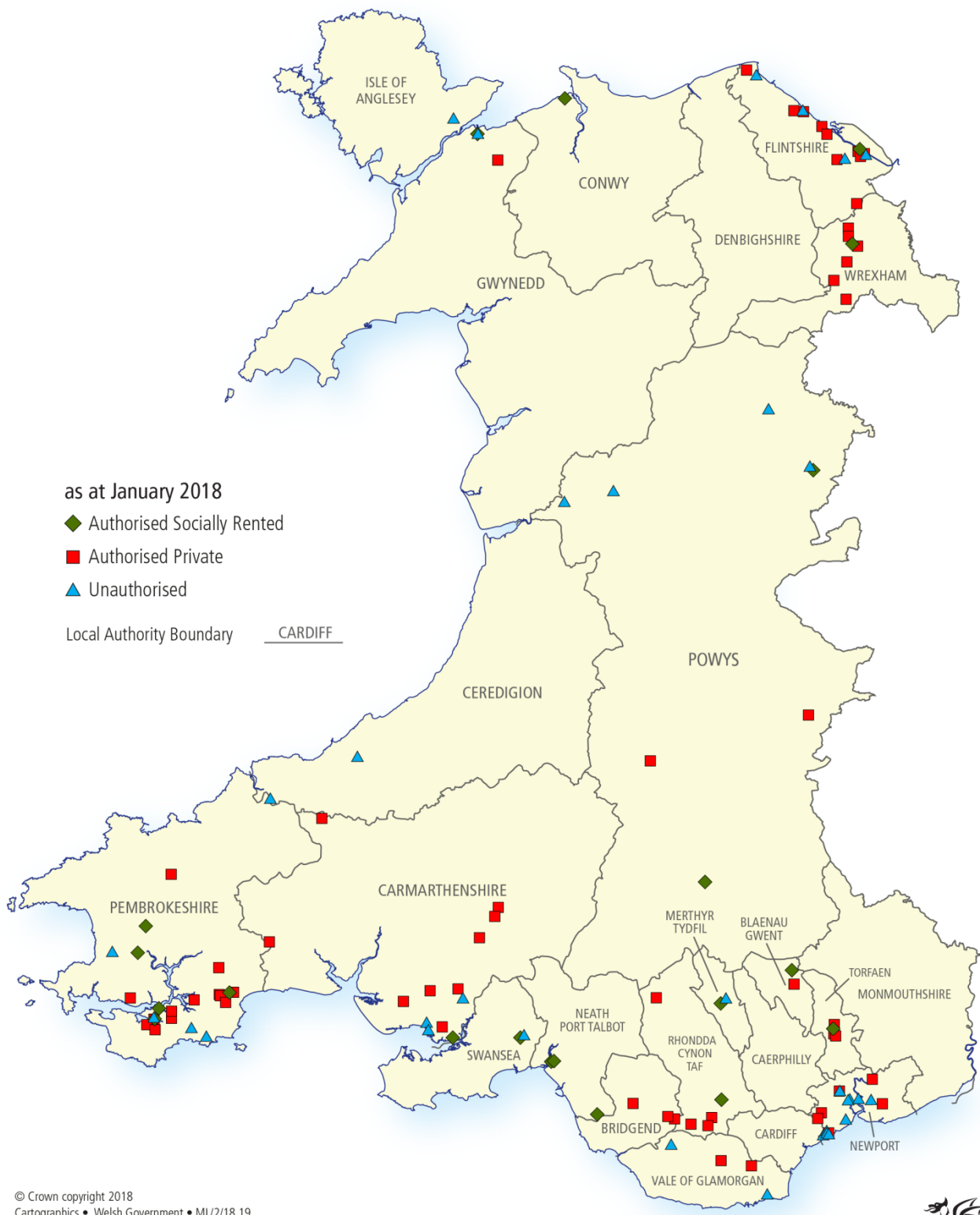
↑ Number of Gypsy and Traveller caravans on **unauthorised sites** has increased **9%** since January 2017

↑ Number of Gypsy and Traveller caravans on **authorised sites** has increased **7%** since January 2017

### In this release

<a href="#">Map of gypsy and traveller caravan sites, January 2018</a>	2
<a href="#">Number of gypsy and traveller caravans</a>	3
<a href="#">Number of pitches on gypsy and traveller sites provided by local authorities in Wales</a>	6
<a href="#">Number of gypsy and traveller caravans by site authorisation</a>	8
<a href="#">Key quality information</a>	14

# Map 1: Gypsy and Traveller Sites in Wales on 29 January 2018



© Crown copyright 2018  
 Cartographics • Welsh Government • MU2/18.19  
 April 2018



Llywodraeth Cymru  
 Welsh Government

## Gypsy and traveller caravans

**Table 1: Number of gypsy and traveller caravans on 29 January 2018**

	Number of Caravans						
	Authorised sites (with planning permission)		Unauthorised sites (without planning permission)				All caravans
	Number of caravans		Number of caravans on sites on Gypsies own land		Number of caravans on sites on land not owned by Gypsies		
			Local Authority <sup>1</sup>	Private	Tolerated	Not tolerated	Tolerated
Isle of Anglesey	0	0	0	0	8	0	8
Gwynedd	13	3	0	0	2	0	18
Conwy	4	0	0	0	0	0	4
Denbighshire	0	0	0	0	0	0	0
Flintshire	42	84	9	0	0	6	141
Wrexham	31	5	0	0	0	0	36
Powys	33	4	0	0	10	1	48
Ceredigion	0	0	0	4	0	0	4
Pembrokeshire	95	39	0	2	3	0	139
Carmarthenshire	27	25	0	10	0	0	62
Swansea	13	0	0	0	8	0	21
Neath Port Talbot	97	0	0	0	0	0	97
Bridgend	0	4	0	0	0	0	4
Vale of Glamorgan	0	1	0	0	23	0	24
Cardiff	156	4	0	0	0	0	160
Rhondda Cynon Taf	9	15	0	0	0	0	24
Merthyr Tydfil	34	0	0	0	6	0	40
Caerphilly	0	0	0	0	0	0	0
Blaenau Gwent	19	4	0	0	0	0	23
Torfaen	53	27	0	0	0	0	80
Monmouthshire	0	5	0	4	0	0	9
Newport	0	34	3	12	4	8	61
<b>Wales</b>	<b>626</b>	<b>254</b>	<b>12</b>	<b>32</b>	<b>64</b>	<b>15</b>	<b>1,003</b>

Source: Gypsy and traveller caravan count, Welsh Government

<sup>1</sup> Alternatively known as Socially Rented Sites. Includes sites owned by Registered Social Landlords

### [StatsWales data](#)

Map 1 shows the distribution of sites in Wales on 29 January 2018. It shows the locations of the sites within Local Authorities, as well as whether sites were Authorised Socially Rented, Authorised Private or Unauthorised.

At the time of the January 2018 count, the total number of Gypsy and Traveller caravans in Wales was 1,003. There were 880 caravans on authorised sites with planning permission, accounting for 88 per cent of all caravans. Of these, 626 (71 per cent) were on socially-rented sites and 254 (29 per cent) were on privately-funded sites.

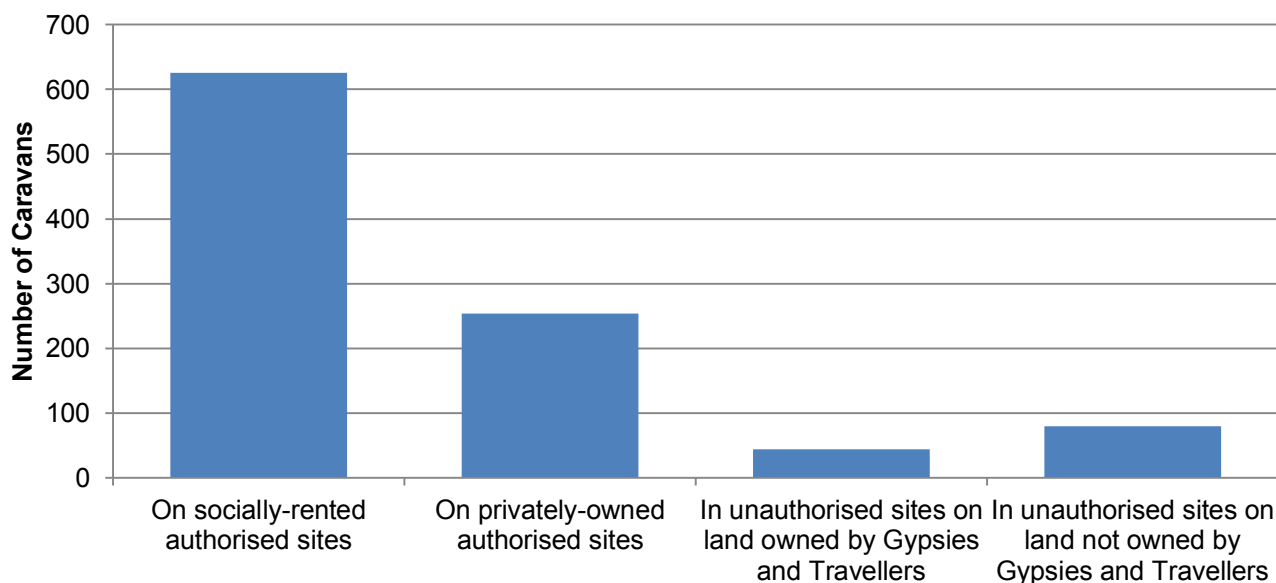
There were 44 caravans on unauthorised sites on land owned by Gypsies and Travellers, accounting for 4 per cent of all caravans. A further 79 caravans (8 per cent of all caravans) were on unauthorised sites not owned by Gypsies and Travellers.

From Table 1, it can be seen that Cardiff, Flintshire and Pembrokeshire had the highest total number of caravans; combined these accounted for 44 per cent of all caravans. Denbighshire and Caerphilly reported having no caravans in the January 2018 count.

In some cases, caravans are on sites which are unauthorised but the Local Authority has decided not to seek removal of the encampment. These are shown in Table 1 as unauthorised sites which are 'tolerated'. 47 caravans were on unauthorised sites that were not tolerated; the largest numbers of these were seen in Newport where there were 20 caravans in January 2018. The Vale of Glamorgan had the most 'tolerated' sites on land not owned by Gypsies and Travellers in January 2018 (23).

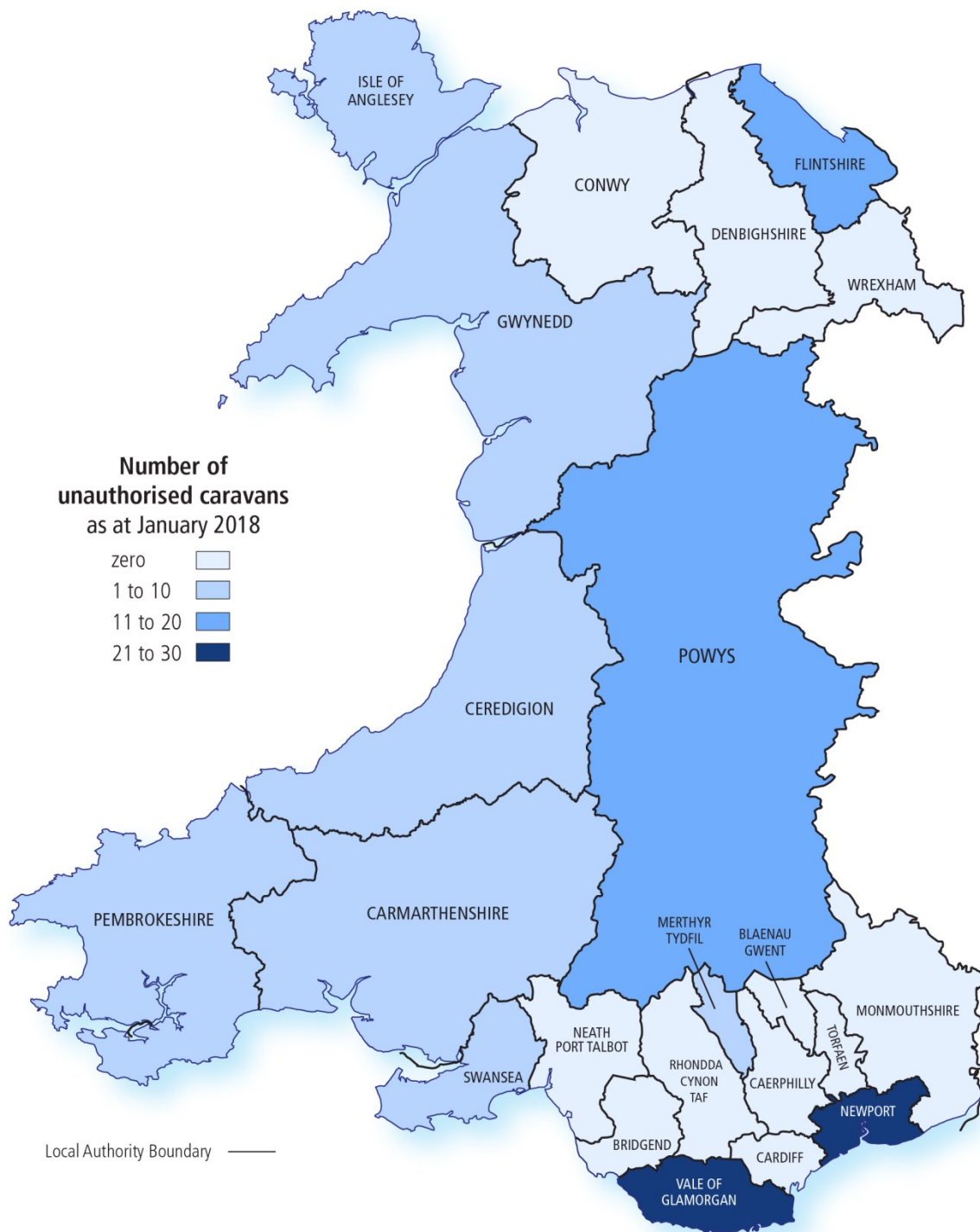
See the [Key Quality Information](#) section for further background and quality information. More detailed tables are provided on [StatsWales](#). Terms which have a special meaning are explained in the [glossary](#).

**Figure 1: Number of gypsy and traveller caravans on 29 January 2018, by type of site**



Source: Gypsy and traveller caravan count, Welsh Government

**Map 2: Number of gypsy and traveller caravans on unauthorised sites, 29 January 2018**



© Crown copyright 2018  
 Cartographics • Welsh Government • ML/2/18.19  
 April 2018



Llywodraeth Cymru  
 Welsh Government

**Table 2: Number of pitches<sup>1</sup> on gypsy and traveller sites provided by local authorities<sup>2</sup> in Wales on 29 January 2018**

	Number of pitches				Total
	Occupied residential	Vacant residential	Occupied transit	Vacant transit	
Isle of Anglesey	0	0	0	0	0
Gwynedd	8	0	0	0	8
Conwy	4	0	0	0	4
Denbighshire	0	0	0	0	0
Flintshire	24	0	0	0	24
Wrexham	14	1	0	0	15
Powys	21	3	0	0	24
Ceredigion	0	0	0	0	0
Pembrokeshire	73	3	0	0	76
Cardiff	15	0	0	0	15
Swansea	7	0	0	0	7
Neath Port Talbot	62	5	0	0	67
Bridgend	0	0	0	0	0
Vale of Glamorgan	0	0	0	0	0
Cardiff	80	0	0	0	80
Rhondda Cynon Taf	6	0	0	0	6
Merthyr Tydfil	23	1	0	0	24
Caerphilly	0	0	0	0	0
Blaenau Gwent	19	0	0	0	19
Torfaen	35	0	0	2	37
Monmouthshire	0	0	0	0	0
Newport	0	0	0	0	0
<b>Wales</b>	<b>391</b>	<b>13</b>	<b>0</b>	<b>2</b>	<b>406</b>

Source: Gypsy and traveller caravan count, Welsh Government

<sup>1</sup> One pitch may accommodate multiple caravans

<sup>2</sup> Does not include Authorised Private Sites

[StatsWales data](#)

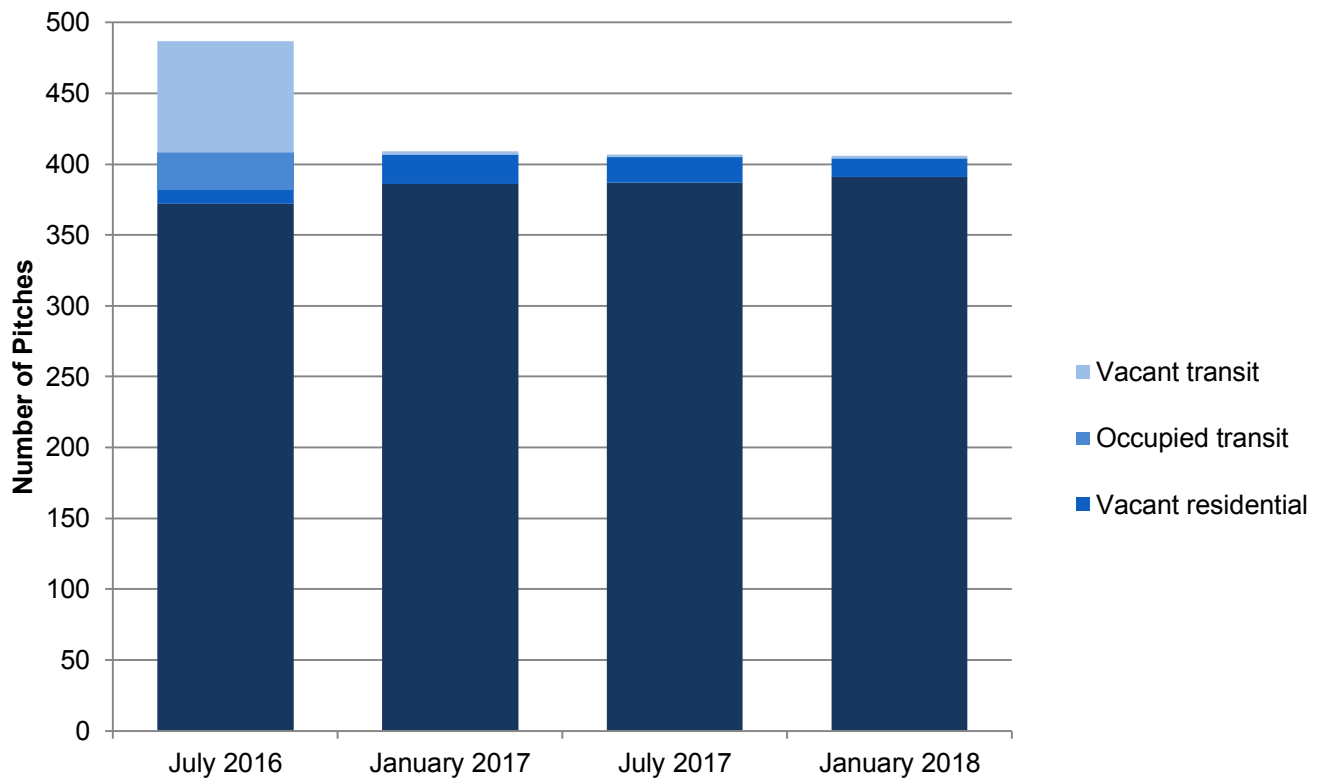
As shown in Table 2, there were 406 pitches on Gypsy and Traveller sites provided by Local Authorities in Wales on 29 January 2018. Of these, 404 were residential pitches and 2 were transit pitches.

Cardiff, Pembrokeshire and Neath Port Talbot had the highest number of pitches provided by Local Authorities (80, 76 and 67 pitches respectively) accounting for over half of the total number of pitches (55 per cent). There were 8 Local Authorities that reported having no pitches on 29 January 2018.

At the time of the count, 97 per cent of the residential pitches were occupied; this is slightly more than January 2017 when 96 per cent of residential pitches were occupied.

The proportions of pitches that were vacant transit, occupied transit, vacant residential and occupied residential over the last four counts can be seen in Figure 2. Again, the seasonality influences the number of transit pitches available.

**Figure 2: Number of pitches on gypsy and traveller sites provided by local authorities by transit/residential status, Wales – July 2016 to January 2018**



Source: Gypsy and traveller caravan count, Welsh Government

Figure 2 shows that between July 2017 and January 2018 there was a slight change (1 pitch) in the number of residential pitches, whereas there was no variation in the number of transit pitches.

Note that, in July 2016, Powys provided temporary stopping sites for Gypsies and Travellers attending the Royal Welsh Agriculture Show. However the July 2017 count did not coincide with this event.

## Site authorisation

**Table 3: Number of gypsy and traveller caravans by site authorisation, 2016 to 2018**

	Number of caravans							
	July 2016		January 2017		July 2017		January 2018	
	Authorised Sites	Unauthorised Sites	Authorised Sites	Unauthorised Sites	Authorised Sites	Unauthorised Sites	Authorised Sites	Unauthorised Sites
Isle of Anglesey	0	18	0	9	0	11	0	8
Gwynedd	17	1	15	2	15	3	16	2
Conwy	0	4	4	0	4	0	4	0
Denbighshire	0	0	0	0	0	0	0	0
Flintshire	93	19	90	12	106	6	126	15
Wrexham	29	3	36	0	40	0	36	0
Powys	59	6	28	8	32	7	37	11
Ceredigion	0	5	0	4	0	13	0	4
Pembrokeshire	134	6	144	6	136	7	134	5
Carmarthenshire	38	6	36	6	36	6	52	10
Swansea	12	2	13	5	12	3	13	8
Neath Port Talbot	98	0	103	0	95	0	97	0
Bridgend	4	0	4	0	4	1	4	0
Vale of Glamorgan	1	21	1	19	2	29	1	23
Cardiff	182	3	179	0	184	0	160	0
Rhondda Cynon Taf	20	0	21	0	25	0	24	0
Merthyr Tydfil	28	6	24	7	27	6	34	6
Caerphilly	0	0	0	0	0	0	0	0
Blaenau Gwent	20	7	19	7	24	0	23	0
Torfaen	61	7	65	0	71	0	80	0
Monmouthshire	3	5	5	4	3	4	5	4
Newport	30	46	34	24	31	33	34	27
<b>Wales</b>	<b>829</b>	<b>165</b>	<b>821</b>	<b>113</b>	<b>847</b>	<b>129</b>	<b>880</b>	<b>123</b>

Source: Gypsy and traveller caravan count, Welsh Government

[StatsWales data](#)

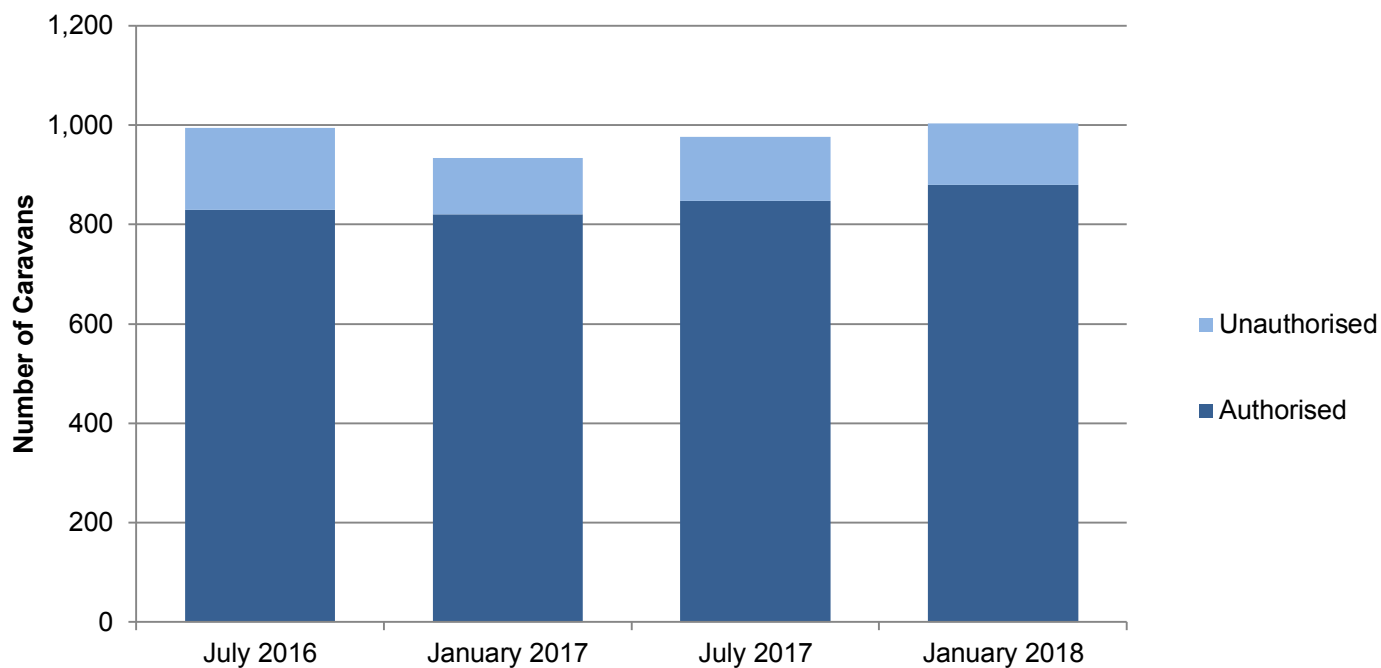
Table 3 shows that on 29 January 2018, Cardiff had the highest total number of caravans with 160, none of which were on unauthorised sites. Flintshire had the second highest number with a total of 141 caravans.

The Isle of Anglesey and Ceredigion did not provide authorised sites, so in those Local Authorities all caravans were on unauthorised sites. Denbighshire and Caerphilly also did not provide authorised sites, but there were no caravans in these Local Authorities at the time of the count. In contrast, all the caravans in Conwy, Wrexham, Neath Port Talbot, Bridgend, Cardiff, Rhondda Cynon Taf, Blaenau Gwent and Torfaen were on authorised sites.

Overall, 12 per cent of caravans in Wales were on unauthorised sites. This is the same as the January 2017 count.



**Figure 3: Number of caravans by site authorisation, Wales – July 2016 to January 2018**



Source: Gypsy and traveller caravan count, Welsh Government

Across the latest four counts shown in Figure 3, January 2018 had the highest total number of caravans, with 1,003. January 2017 had the lowest total across the four counts with 934.

When comparing the January 2017 and January 2018 counts across the whole of Wales, the number of caravans on authorised sites has increased by 7 per cent (59 caravans) and the number of caravans on unauthorised sites has increased by 9 per cent (10 caravans).

**Table 4: Number of gypsy and traveller sites by authorisation, 2016 to 2018**

	Number of sites							
	July 2016		January 2017		July 2017		January 2018	
	Authorised Sites	Unauthorised Sites	Authorised Sites	Unauthorised Sites	Authorised Sites	Unauthorised Sites	Authorised Sites	Unauthorised Sites
Isle of Anglesey	0	2	0	1	0	1	0	1
Gwynedd	2	1	2	1	2	2	2	1
Conwy	0	1	1	0	1	0	1	0
Denbighshire	0	0	0	0	0	0	0	0
Flintshire	7	4	8	4	10	3	11	4
Wrexham	4	1	5	0	5	0	7	0
Powys	5	2	4	3	4	2	4	4
Ceredigion	0	3	0	2	0	2	0	2
Pembrokeshire	20	4	20	4	20	4	20	4
Carmarthenshire	10	2	10	2	10	2	10	3
Swansea	1	1	1	1	1	2	1	1
Neath Port Talbot	3	0	3	0	3	0	3	0
Bridgend	3	0	3	0	3	1	3	0
Vale of Glamorgan	2	2	2	2	2	2	2	2
Cardiff	6	1	6	0	6	0	3	0
Rhondda Cynon Taf	5	0	5	0	5	0	5	0
Merthyr Tydfil	1	1	1	1	1	1	1	1
Caerphilly	0	0	0	0	0	0	0	0
Blaenau Gwent	1	1	1	1	2	0	2	0
Torfaen	3	1	4	0	4	0	4	0
Monmouthshire	2	2	2	1	2	1	3	1
Newport	5	10	6	8	6	9	6	10
<b>Wales</b>	<b>80</b>	<b>39</b>	<b>84</b>	<b>31</b>	<b>87</b>	<b>32</b>	<b>88</b>	<b>34</b>

Source: Gypsy and traveller caravan count, Welsh Government

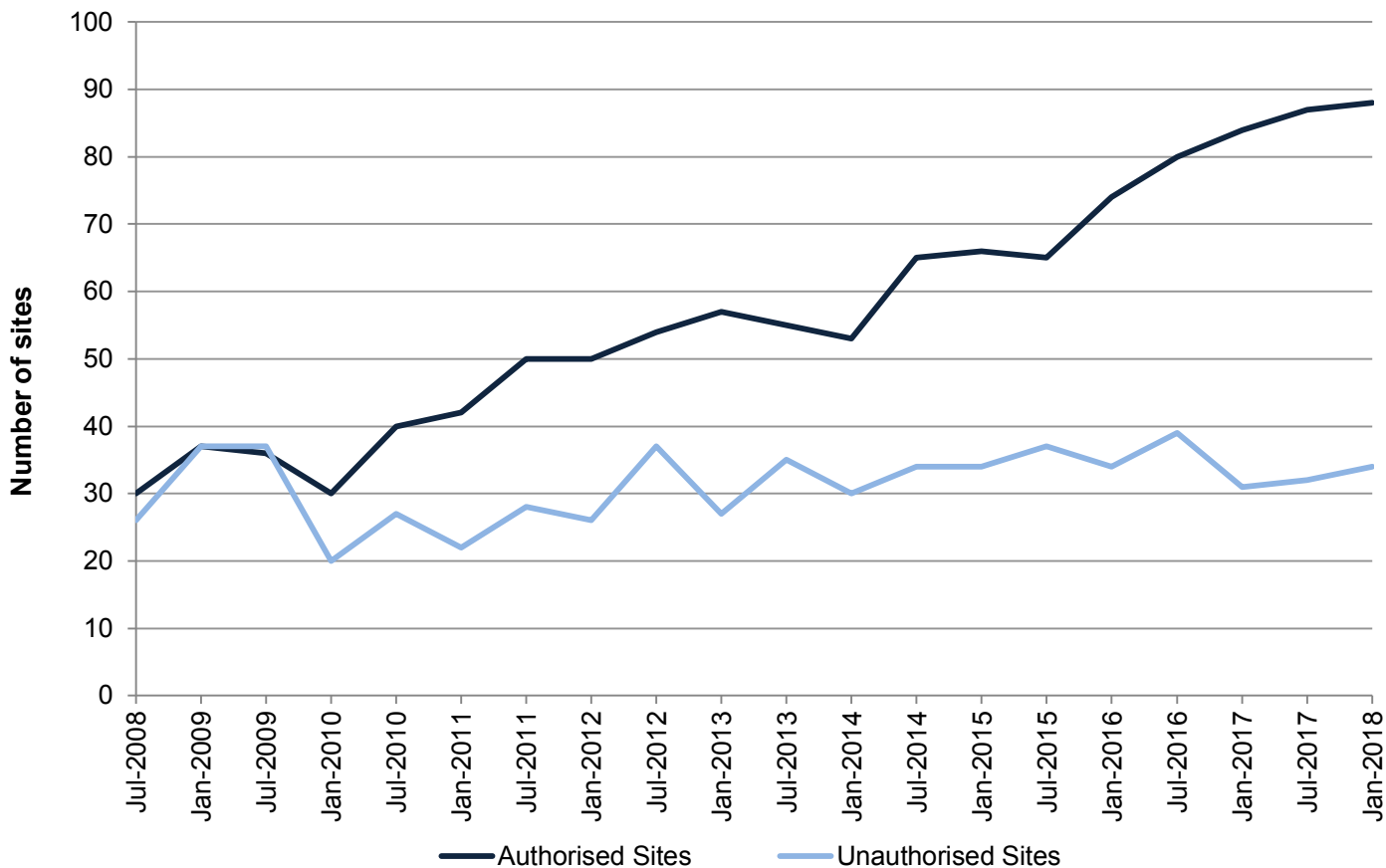
[StatsWales data](#)

As seen in Table 4, there were 122 Gypsy and Traveller sites in Wales in January 2018; an increase of 7 sites from July 2017. 88 of these were authorised (72 per cent) and 34 were unauthorised (28 per cent).

Compared to January 2017, there were 4 more authorised sites and 3 more unauthorised sites.

Across the four counts seen in Table 4, January 2018 has the highest total number of sites.

**Figure 4: Number of gypsy and traveller sites by authorisation, 2008 to 2018<sup>1</sup>**



Source: Gypsy and traveller caravan count, Welsh Government

<sup>1</sup>This figure is based on the all Wales totals for each count and hence, as not every Local Authority submitted data for each count, caution should be exercised when drawing comparisons across years. Note that in particular, 2010 had a low response rate with 7 Local Authorities not responding in the January count and 4 not responding in the July count.

[StatsWales data](#)

Figure 4 shows the historic trend of the number of Gypsy and Traveller sites by authorisation.

In general, the number of authorised sites has increased faster than the number of unauthorised sites. While there has been an increase of 66 sites (118 per cent) since July 2008, only eight of these were unauthorised sites. The apparent drop in the number of sites in 2010 should however be interpreted with caution. In particular, 7 Local Authorities did not respond in the January 2010 count and this may contribute to the fluctuations seen in Figure 4.

## **Glossary**

### **Caravans**

A 'caravan' can include any of the following:

- mobile homes, caravans, trailers and other living-vehicles on Gypsy or Traveller sites and encampments, whether or not they meet the strict legal definition of a caravan;
- touring caravans on Gypsy or Traveller sites and encampments even if not lived in permanently;
- tents, benders or yurts where these are the 'permanent' living accommodation of Gypsies or Travellers.

### **Gypsies and travellers**

For the purposes of this release 'Gypsies and Travellers' include Traditional and Ethnic Gypsies and Travellers or members of non-traditional New Traveller groups who live in caravans or other moveable dwellings whether or not they meet the strict legal definition of a 'Gypsy' or 'Traveller'. The caravan count is not designed to be an estimate of the Gypsy or Irish Traveller population in Wales.

### **Local Authority sites**

Sites operated by Local Authorities or Registered Social Landlords (RSLs) to accommodate Gypsies and Travellers.

### **Not tolerated**

A 'not tolerated' encampment is one where: the Local Authority or police are using, or are preparing to use, their powers under the Criminal Justice and Public Order Act 1994 to remove the encampment, or where the landowner (including the Local Authority) has instigated, or is preparing to instigate, action either through the courts or under common law rights to regain possession of the land.

### **Pitch**

A pitch, also referred to as a plot, will vary according to the size of the occupant household. One pitch can accommodate multiple caravans.

### **Privately funded sites**

Privately Funded Gypsy and Traveller sites with planning permission may include:

- sites with planning permission owned by Gypsies and Travellers for their own and/or their family's occupation and/or for commercial letting;
- sites owned by any other private individual or body with planning permission for use as a Gypsy or Traveller site;
- sites owned by a Local Authority but leased to, or managed by, a non-Local Authority body or individual under arrangements which do not give the Local Authority control of site management (critically of rent setting and lettings).

'With planning permission' may be interpreted to include sites without 'planning permission' as such, but with established use rights or other planning status which means that planning enforcement action cannot be taken.

### **Tolerated**

A 'tolerated' encampment is one where the Local Authority and/or the land owner have decided not to seek the removal of the encampment, and where the encampment has been or is likely to be 'tolerated' for an indefinite period of months or years.

### **Unauthorised sites on Gypsies or Travellers own land**

Unauthorised sites where Gypsies and Travellers are living on their own land in caravans/moveable dwellings without planning consent or established use rights. Such sites may vary in size and in the extent to which the land has been 'developed' with roadways, distinct plots, hard-standings, amenity blocks etc.

### **Unauthorised sites on land not owned by Gypsies or Travellers**

Caravans/moveable dwellings on sites without planning permission on land not owned by Gypsies or Travellers. The land may be in public or private ownership, including the highway.

## Key Quality Information

Official Statistics are produced to high professional standards set out in the Code of Practice for Official Statistics. They undergo regular quality assurance reviews to ensure that they meet customer needs. They are produced free from any political reference.

Note that the information collected as part of the count is outside the scope of National Statistics.

### Timeliness and punctuality

The count is carried out on a specified date in January and July each year, giving a snapshot of the number and location of caravans on the specific date. The data is published ten weeks after the reference period, this allows time to collect, collate and validate the data.

### Accessibility and clarity

This statistical first release is pre-announced and then published in the Statistics and Research section of the Welsh Government website. It is accompanied by more detailed tables on [StatsWales](#), a free to use service that allows visitors to view, manipulate, create and download data.

### Relevance to users

The bi-annual counts of Gypsy and Traveller caravans and families were reintroduced in Wales in July 2006 following recommendations from the [Review of Service Provision for Gypsies and Travellers](#) (pdf), carried out by the Welsh Government's Equality of Opportunity Committee in 2003, and the Welsh Government's review of the Accommodation Needs of Gypsies and Travellers in Wales undertaken by Pat Niner of Birmingham University 2006.

The commencement of section 101 of the Housing (Wales) Act 2014 requires Local Authorities to carry out an assessment of the accommodation needs of Gypsies and Travellers residing in or resorting to their area.

Since January 2011, the counts have been conducted by the data collection team within the Welsh Government. Previous data collections had been conducted by the Department for Communities and Local Government (DCLG).

The caravan count does not estimate the number of Gypsy and Travellers in need of sites. Evidence suggests that many people identifying as 'Gypsy or Irish Travellers' live in homes that are not mobile structures.

Further information from the 2011 Census on Gypsy and Travellers accommodation for England and Wales is available from the [ONS website](#).

The count is used when assessing bids from local authorities for the Gypsy and Traveller Sites Capital Grant. Some of the other uses include:

- Monitoring of progress towards targets
- Policy development
- Advice to Ministers
- Informing debate in the National Assembly for Wales and beyond

There are a variety of users of the Gypsy and Traveller Caravan Count statistics, including national and local government, researchers, students, as well as individual citizens with an interest in the count.

## **Accuracy**

The data contained in this release is collected from information reported by Local Authorities. In January 2018, data was submitted by 21 of the 22 Local Authorities in Wales. Data for Monmouthshire was obtained from the All Wales Online Caravan Count System (see page 16 for further details).

In general, the response and quality of the count can be affected by the following factors:

- Local Authorities not completing their returns.
- Inadequate counting practices.
- Geography – particularly in large rural areas which require correspondingly large resources to map all sites.
- Gypsy and Traveller mistrust.
- The counts are voluntary, with no rewards to Local Authorities completing their returns or penalties for those that fail to do so.
- The caravan count for Wales in this statistical release was conducted on the same day as the Department for Communities and Local Government (DCLG) conducted the caravan count for England (29<sup>th</sup> January 2018). This is to avoid double counting caravans travelling between Wales and England.

## **Symbols**

The following symbols may have been used in this release:

. Not applicable

.. Not available

~ Not yet available

\* Disclosed or not sufficiently robust for publication

p Provisional

r Revised

## **Comparability and coherence**

Meaningful comparisons of total figures for Wales over time are limited by Local Authorities who do not take part in the count. It is therefore advised that comparisons over time should only be made for Local Authorities that have taken part in all relevant counts.

Data for the Gypsy and Traveller Caravan Count is subject to seasonality. To compare figures over time it is advised to look at the winter and summer counts each year separately. The count takes place twice a year to reflect winter residence and summer travelling trends and changes. Previous

years figures indicate the number of unauthorised caravans are higher during the summer (July) count.

Equivalent information for England is available via the [Department for Communities and Local Government \(DCLG\) website](#). The date for collection is arranged with the Department for Communities and Local Government and, where possible, is the same for England and Wales.

## **Revisions**

We follow the [Welsh Government's statistical revisions policy](#).

## **Related statistics for other UK countries**

Caravan Count Statistics for other UK countries is available at the following links:

[Department for Communities and Local Government in England](#).

[The Scottish Government](#) collects and publishes information on travellers in Scotland. In particular, a recent review of the evidence base is available. [Information on traveller accommodation in Northern Ireland](#).

## **All Wales Online Caravan Count System**

The Welsh Government has developed a new online caravan count system which allows Local Authorities to log unauthorised encampments as they occur and record authorised sites. The new and traditional caravan count systems have run concurrently since July 2016 to ensure robust data is recorded in the new system. A parallel reconciliation exercise was undertaken alongside the January 2018 count and, following further analysis, a decision will be taken in due course as to when the traditional caravan count system will be discontinued.

## **Well-being of Future Generations Act (WFG)**

The Well-being of Future Generations Act 2015 is about improving the social, economic, environmental and cultural well-being of Wales. The Act puts in place seven well-being goals for Wales. These are for a more equal, prosperous, resilient, healthier and globally responsible Wales, with cohesive communities and a vibrant culture and thriving Welsh language. Under section (10)(1) of the Act, the Welsh Ministers must (a) publish indicators ("national indicators") that must be applied for the purpose of measuring progress towards the achievement of the Well-being goals, and (b) lay a copy of the national indicators before the National Assembly. The 46 national indicators were laid in March 2016.

Information on the indicators, along with narratives for each of the well-being goals and associated technical information is available in the [Well-being of Wales report](#).

Further information on the [Well-being of Future Generations \(Wales\) Act 2015](#).

The statistics included in this release could also provide supporting narrative to the national indicators and be used by public services boards in relation to their local well-being assessments and local well-being plans.



## Further details

This release is available at:

<http://gov.wales/statistics-and-research/gypsy-traveller-caravan-count/?lang=en>

## StatsWales tables

Caravan Count data are available on StatsWales:

- [Number of Caravans by authorisation and Local Authority from July 2006 to January 2018.](#)
- [Number of pitches by residential status, occupied status and Local Authority July 2010 to January 2018.](#)
- [Number of sites by authorisation and Local Authority July 2007 to January 2018.](#)

## Next update

September 2018 (Provisional)

## We want your feedback

We welcome any feedback on any aspect of these statistics which can be provided by email to:

[stats.inclusion@gov.wales](mailto:stats.inclusion@gov.wales)

## Open Government Licence

All content is available under the [Open Government Licence v3.0](#), except where otherwise stated.

