



Llywodraeth Cymru
Welsh Government

YSTADEGAU, DOGFENNU

Stoc tai landlordiaid cymdeithasol a rhent: ar 31 Mawrth 2024

Nifer o unedau tai sydd yn berchen neu'n rhannol berchen ac yn cael eu rheoli gan holl landlordiaid cymdeithasol ar 31 Mawrth 2024. Saesneg yn unig.

Cyhoeddwyd gyntaf: 17 Medi 2024

Diweddarwyd ddiwethaf: 17 Medi 2024

Cafodd y ddogfen hon ei lawrlwytho o LLYW.CYMRU, efallai nad dyma'r fersiwn mwyaf diweddar.

Ewch i <https://www.llyw.cymru/stoc-tai-landlordiaid-cymdeithasol-rhent-ar-31-mawrth-2024-html> i weld y fersiwn ddiweddaraf.

Gwybodaeth am [hawlfraint](#).

Cynnwys

Introduction

Main points

Background

Social housing stock

Other housing stock owned or managed by social landlords

Social housing rents

Glossary

Quality and methodology information

Manylion cyswllt

Cafodd y ddogfen hon ei lawrlwytho o LLYW.CYMRU, efallai nad dyma'r fersiwn mwyaf diweddar.

Ewch i <https://www.llyw.cymru/stoc-tai-landlordiaid-cymdeithasol-rhent-ar-31-mawrth-2024-html> i weld y fersiwn ddiweddaraf.

Gwybodaeth am [hawlfraint](#).

Introduction

This release is based on information collected annually from all Welsh social landlords.

Information is presented on the amount and type of stock owned or partly owned by all Welsh social landlords as at 31 March 2024 including social housing and other types of housing. It also provides information on the average weekly rents for all self-contained social housing units as set at 1 April 2024 for the following financial year, 1 April 2024 to 31 March 2025.

Social landlord housing stock are housing units (including bedsits and bed spaces) owned or partly owned and managed by the 11 stock-retaining local authorities and by all Welsh Registered Social Landlords (RSLs). This includes both social housing and other types of housing.

[Historical data for this collection can be found on the StatsWales website.](#)

Main points

Stock

There continued to be a slight increase (1%) in social housing stock in Wales with 241,669 social housing units (including bedsits and bed spaces) at 31 March 2024, compared with 239,091 (r) in the previous year.

Cafodd y ddogfen hon ei lawrlwytho o LLYW.CYMRU, efallai nad dyma'r fersiwn mwyaf diweddar.

Ewch i <https://www.llyw.cymru/stoc-tai-landlordiaid-cymdeithasol-rhent-ar-31-mawrth-2024-html> i weld y fersiwn ddiweddaraf.

Gwybodaeth am [hawlfraint](#).

Figure 1: Social housing stock for Welsh social landlords, as at 31 March 2024



Description of Figure 1: A pictogram showing that 63% of all social landlord housing stock was registered social landlord housing units, with the remaining 37% being local authority social housing units.

Source: Annual social landlord stock returns

Total social housing stock by local authority area and provider type (StatsWales)

At 31 March 2024, there were a further 16,837 other types of housing units owned or partly owned and managed by social landlords in Wales, of which 98% were owned or managed by RSLs.

Rents

The average rent set by local authorities as at 1 April 2024 for 2024-25 for all self-contained social housing (general needs, sheltered, other supported and extra care) was £112.07 per week. This is an increase of 7% compared to 2023-24. The corresponding average rent set by RSLs for 2024-25 was £115.24 per week. This was also an increase of 7% compared to 2022-23.

Cafodd y ddogfen hon ei lawrlwytho o LLYW.CYMRU, efallai nad dyma'r fersiwn mwyaf diweddar.

Enwch i <https://www.llyw.cymru/stoc-tai-landlordiaid-cymdeithasol-rhent-ar-31-mawrth-2024-html> i weld y fersiwn ddiweddaraf.

Gwybodaeth am [hawlfraint](#).

Average weekly rent levels for RSLs have been consistently higher than local authorities. In 2024-25, RSL average weekly rent was higher by £3.17, the largest average weekly rent price gap seen since 2014-15.

(r) Figures for 2022-23 revised since original publication. Further information can be found in the [quality report](#).

Background

This release analyses data on all social landlord housing stock which include the following:

Housing at social rents

This includes self-contained general needs (including self-contained bedsits) and self-contained sheltered housing let by social landlords at social rent under the Welsh Government Rent and Service Charge Standard. This is an agreed rental system which sets a maximum rent threshold for social landlords.

Other social housing

This includes self-contained other supported housing, self-contained extra care housing and non-self-contained bed sits and hostel bed spaces. These are not subject to the Welsh Government Rent and Service Charge Standard.

Other housing units

Non-social housing units owned or managed by Welsh social landlords including

Cafodd y ddogfen hon ei lawrlwytho o LLYW.CYMRU, efallai nad dyma'r fersiwn mwyaf diweddar.

Ewch i <https://www.llyw.cymru/stoc-tai-landlordiaid-cymdeithasol-rhent-ar-31-mawrth-2024-html> i weld y fersiwn ddiweddaraf.

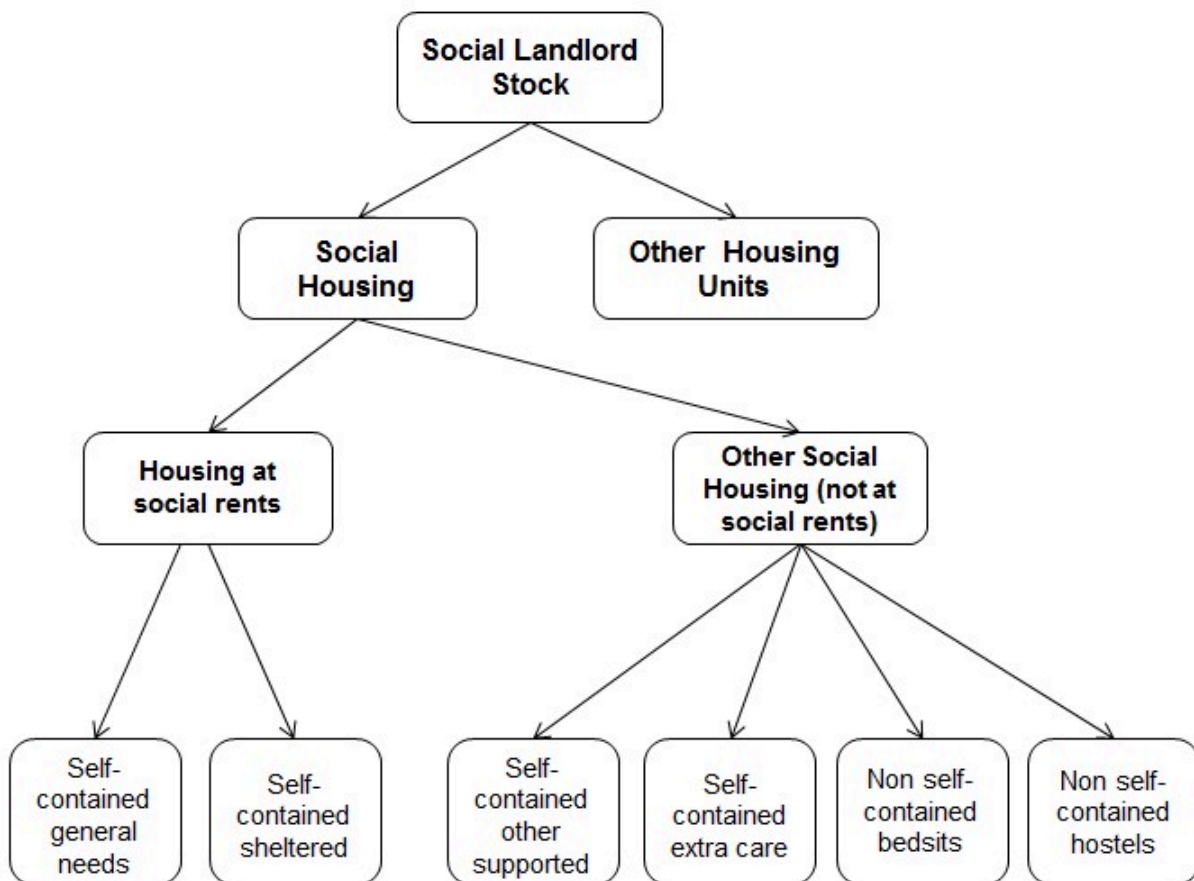
Gwybodaeth am [hawlfraint](#).

shared ownership, flexible tenure for the elderly, intermediate rents, housing let at market rents, Homebuy and other investment housing.

Housing units owned by English RSLs

There are 313 housing units in Wales that are owned by English RSLs. They have not been included in this release.

Figure 2: Categories of social landlord housing stock



Description of Figure 2: A diagram showing that social landlord stock is split into social housing and other housing units. Social housing is then split further into

Cafodd y ddogfen hon ei lawrlwytho o LLYW.CYMRU, efallai nad dyma'r fersiwn mwyaf diweddar.

Ewch i <https://www.llyw.cymru/stoc-tai-landlordiaid-cymdeithasol-rhent-ar-31-mawrth-2024-html> i weld y fersiwn ddiweddaraf.

Gwybodaeth am [hawlfraint](#).

housing at social rents and other social housing (not at social rents), each containing various accommodation types.

Source: Welsh Government

Further information can be found in the [quality report](#).

Social housing stock

At 31 March 2024 there were 241,669 social housing units in Wales. Of these, 95% (229,141) were self-contained general need or sheltered housing units which were rented from Welsh social landlords at social rents (as regulated by the Welsh Government Rent and Service Charge Standard). The remaining 5% (12,528) were social housing units not covered by the Welsh Government Rent and Service Charge Standard but still classed as social housing.

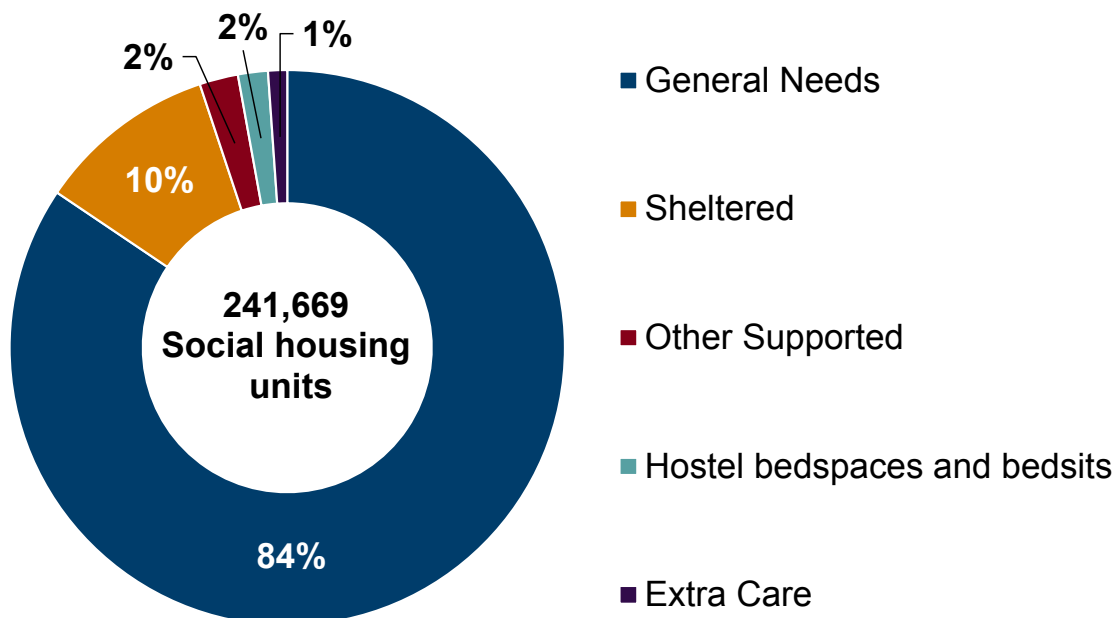
RSLs owned 63% (152,513 units) of all social housing units at 31 March 2024 and the 11 stock retaining authorities owned the remaining 37% (89,156 units).

Cafodd y ddogfen hon ei lawrlwytho o LLYW.CYMRU, efallai nad dyma'r fersiwn mwyaf diweddar.

Ewch i <https://www.llyw.cymru/stoc-tai-landlordiaid-cymdeithasol-rhent-ar-31-mawrth-2024-html> i weld y fersiwn ddiweddaraf.

Gwybodaeth am [hawlfraint](#).

Figure 3: Percentage of all social housing units by type, as at 31 March 2024



Description of Figure 3: A donut chart showing that 84% of all social housing units in Wales were general needs accommodation in 2024, followed by sheltered housing with 10%.

Source: Annual social landlord stock returns

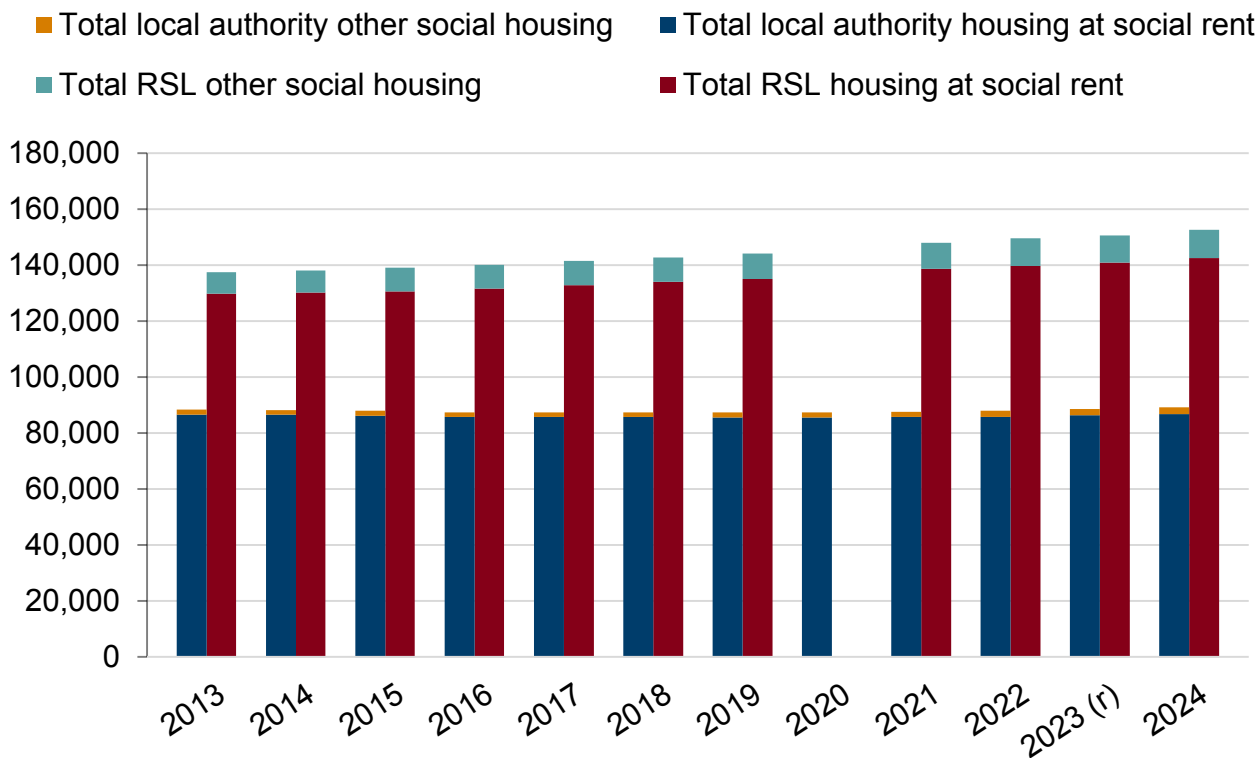
Total stock at social rent by local authority area and accommodation type (StatsWales)

Cafodd y ddogfen hon ei lawrlwytho o LLYW.CYMRU, efallai nad dyma'r fersiwn mwyaf diweddar.

Ewch i <https://www.llyw.cymru/stoc-tai-landlordiaid-cymdeithasol-rhent-ar-31-mawrth-2024-html> i weld y fersiwn ddiweddaraf.

Gwybodaeth am [hawlfraint](#).

Figure 4: Social housing units for Welsh social landlords, as at 31 March each year [Note 1]



Description of Figure 4: A stacked bar chart showing that the total number of RSL social housing units has increased each year since 2012-13, with the proportion of RSL other social housing remaining fairly constant. Local authority housing at social rents have remained fairly constant over the same period, with LA other social housing units making up a very small proportion.

Source: Annual social landlord stock returns

Total social housing stock by year, provider type and accommodation type (StatsWales)

[Note 1] Due to COVID-19, data for RSLs were not collected in 2019-20.

Cafodd y ddogfen hon ei lawrlwytho o LLYW.CYMRU, efallai nad dyma'r fersiwn mwyaf diweddar.

Ewch i <https://www.llyw.cymru/stoc-tai-landlordiaid-cymdeithasol-rhent-ar-31-mawrth-2024-html> i weld y fersiwn ddiweddaraf.

Gwybodaeth am [hawlfraint](#).

(r) Data for 2022-23 has been revised since previously published.

Housing at social rents

The bulk of housing units at social rents continued to be self-contained general needs accommodation (including self-contained bedsits), which is not designated for any specific users, and accounted for 89% (203,879) of all the 229,141 housing at social rents at 31 March 2024.

The remaining 11% (25,262) were self-contained sheltered housing units (including self-contained bedsits) for those with specific needs due to age, disability or other vulnerability. These were similar to the proportions seen in 2022-23.

Local authorities had a slightly higher percentage of self-contained sheltered housing units within their stock compared to Registered Social Landlords (RSLs), accounting for 12% (compared to 10% of RSL stock) of all their social rented stock at 31 March 2024.

Other social housing

At 31 March 2024 there were 12,528 other social housing units across Wales which were not covered by the Welsh Government Rent and Service Charge Standard. RSLs continued to hold the majority of these units, accounting for 81% (10,123 units).

At 31 March 2024, the majority (65%) of other social housing units were self-contained, where the accommodation is occupied by a household with exclusive use of bath/shower and inside WC and some cooking facilities. The remaining 35% (4,421 units) were non-self-contained units, comprising bedsits (216 units) and hostel bed spaces (4,205 units).

Cafodd y ddogfen hon ei lawrlwytho o LLYW.CYMRU, efallai nad dyma'r fersiwn mwyaf diweddar.

Ewch i <https://www.llyw.cymru/stoc-tai-landlordiaid-cymdeithasol-rhent-ar-31-mawrth-2024-html> i weld y fersiwn ddiweddaraf.

Gwybodaeth am [hawlfraint](#).

67% of the self-contained units were 'other supported' housing (5,430 units). These housing units formed 86% of the local authorities' other social housing stock, which was much higher than that for RSLs (33%). The numbers of self-contained 'other supported' housing units increased by 11% between 2022-23 and 2023-24 (from 4,900 to 5,430 units).

The remaining 33% of self-contained units (2,677 units) were extra care housing units which offer a higher level of care than 'sheltered housing'. The services offered vary between schemes but can include the provision of meals, help with domestic tasks and other personal care. At 31 March 2024, all of the self-contained extra care housing units were owned and managed by RSLs.

The numbers of non-self-contained hostel bed spaces increased slightly in 2023-24 to 4,205 units (up from 4,167 units in 2022-23).

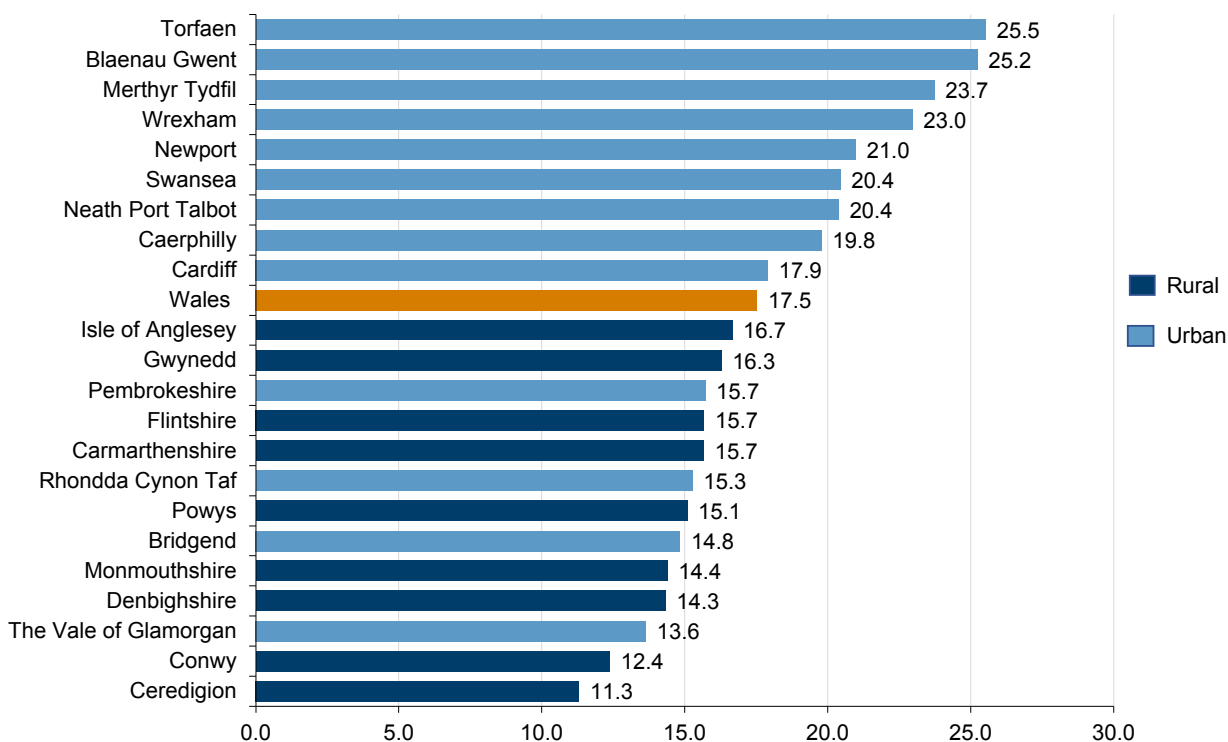
There were 35% more non-self-contained bedsits in March 2024 than in March 2023, up to 216 units. The majority of these units (159 units, 74%) were owned by RSLs.

Cafodd y ddogfen hon ei lawrlwytho o LLYW.CYMRU, efallai nad dyma'r fersiwn mwyaf diweddar.

Ewch i <https://www.llyw.cymru/stoc-tai-landlordiaid-cymdeithasol-rhent-ar-31-mawrth-2024-html> i weld y fersiwn ddiweddaraf.

Gwybodaeth am [hawlfraint](#).

Figure 5: Rate of all social housing units per 100 households, as at 31 March 2024 [Note 1]



Description of Figure 5: A bar chart showing that the majority of urban local authorities have higher rates of social housing units per 100 households than rural local authorities. 9 local authorities have a higher rate than the Wales average.

Source: Annual social landlord stock returns

Total social housing stock by local authority area and provider type (StatsWales)

[Note 1] Mid-2020 Household estimates for Wales produced by the Welsh Government are used in this release to calculate the rate of social housing units

Cafodd y ddogfen hon ei lawrlwytho o LLYW.CYMRU, efallai nad dyma'r fersiwn mwyaf diweddar.

Ewch i <https://www.llyw.cymru/stoc-tai-landlordiaid-cymdeithasol-rhent-ar-31-mawrth-2024-html> i weld y fersiwn ddiweddaraf.

Gwybodaeth am [hawlfraint](#).

per 100 households. These estimates are available from the [StatsWales website: estimates](#).

The authorities with the highest rates of all social housing (housing at social rent and other social housing) per 100 households were Torfaen and Blaenau Gwent (at 25.5 and 25.2 respectively). Ceredigion had the lowest at 11.3, followed by Conwy at 12.4.

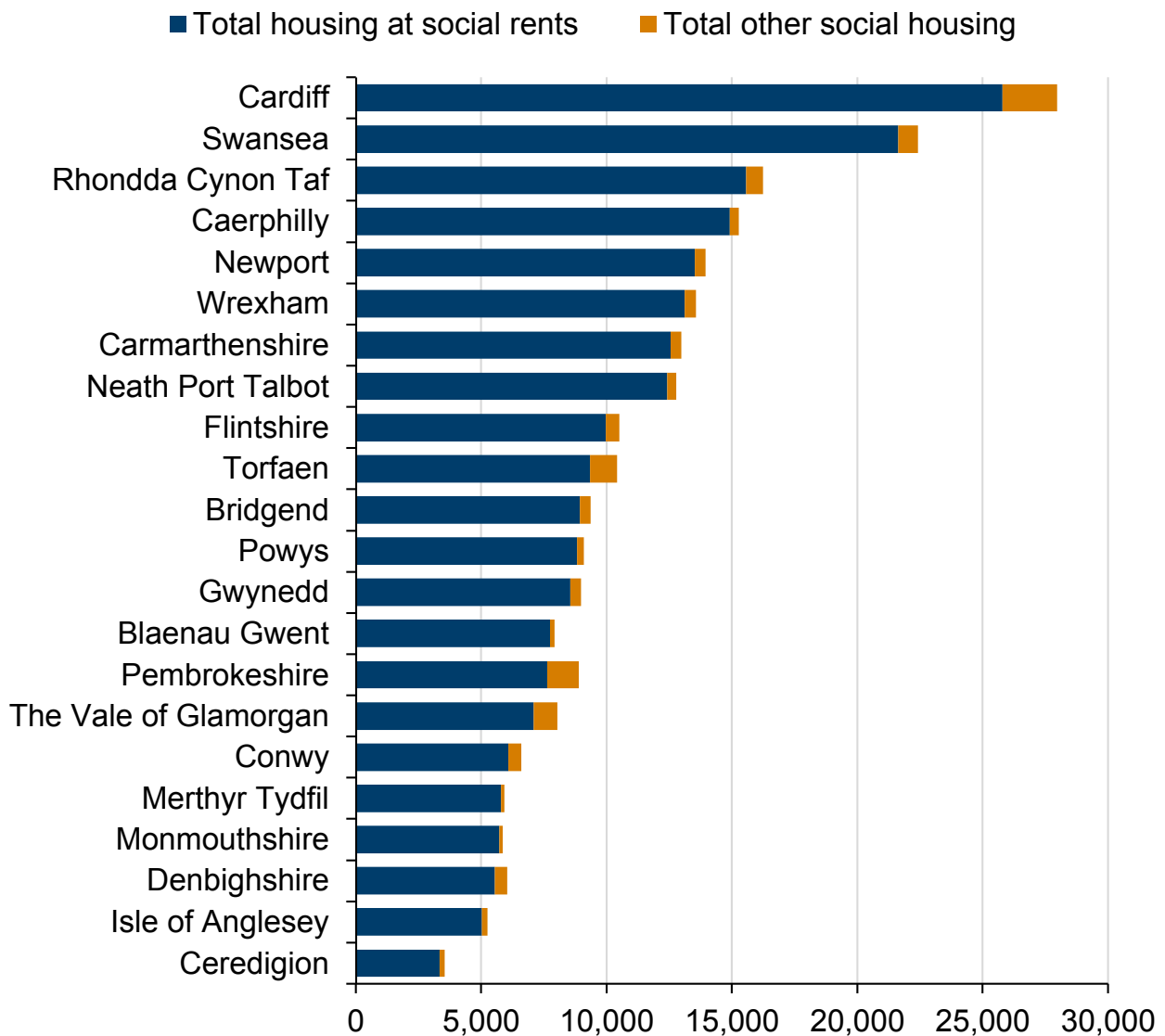
The rate of all social housing units per 100 households continued to be higher in urban than in rural authorities, particularly some of the south Wales valley authorities including Torfaen, Blaenau Gwent and Merthyr Tydfil, whilst all nine rural authorities continued to record rates below the Wales average of 17.5 units per 100 households.

Cafodd y ddogfen hon ei lawrlwytho o LLYW.CYMRU, efallai nad dyma'r fersiwn mwyaf diweddar.

Ewch i <https://www.llyw.cymru/stoc-tai-landlordiaid-cymdeithasol-rhent-ar-31-mawrth-2024-html> i weld y fersiwn ddiweddaraf.

Gwybodaeth am [hawlfraint](#).

Figure 6: Social housing stock for Welsh social landlords by local authority area, as at 31 March 2024 [Note 1]



Description of Figure 6: A table showing the breakdown of housing at social rents and other social housing in each local authority.

Source: Annual social landlord stock returns

Cafodd y ddogfen hon ei lawrlwytho o LLYW.CYMRU, efallai nad dyma'r fersiwn mwyaf diweddar.

Ewch i <https://www.llyw.cymru/stoc-tai-landlordiaid-cymdeithasol-rhent-ar-31-mawrth-2024-html> i weld y fersiwn ddiweddaraf.

Gwybodaeth am [hawlfraint](#).

Total social housing stock by year, provider type and accommodation type (StatsWales)

[Note 1] Includes self-contained general needs, sheltered and extra care housing, non-self-contained bedsits and non-self-contained hostels.

Housing at social rents by local authority area

At both a Wales and individual local authority level, the majority (between 72% and 98%) of all housing at social rent was self-contained general needs accommodation, with 12 local authorities having more than 90% in general needs accommodation. Torfaen had the highest percentage at 98%.

The percentage of all housing at social rents that was self-contained sheltered housing varied between 2% and 28% at a local authority level. For Flintshire, and Denbighshire this type of accommodation accounted for a quarter or more of all housings at social rents (28% and 25% respectively).

Other social housing by local authority area

At a local authority level, Swansea recorded the highest number of non-self-contained bedsits (62 units), followed by Cardiff (60 units), whilst none were recorded in 12 of the 22 local authorities.

The numbers and proportions of self-contained 'other supported' housing and self-contained extra care housing varied considerably by local authority. The proportion of self-contained 'other supported' housing ranged from 88% in Torfaen to just 7% in Denbighshire. The proportion of self-contained extra care housing ranged from 50% in Blaenau Gwent to 5% in the Vale of Glamorgan.

Cardiff and Swansea continued to record the highest numbers of non-self-

Cafodd y ddogfen hon ei lawrlwytho o LLYW.CYMRU, efallai nad dyma'r fersiwn mwyaf diweddar.

Ewch i <https://www.llyw.cymru/stoc-tai-landlordiaid-cymdeithasol-rhent-ar-31-mawrth-2024-html> i weld y fersiwn ddiweddaraf.

Gwybodaeth am [hawlfraint](#).

contained hostel bed spaces at 869 (down from 903) and 335 (down from 343) units respectively.

Other housing stock owned or managed by social landlords

At 31 March 2024, there were 16,837 housing units owned or partly owned and managed by social landlords which were not classed as social housing. This is an increase of 2% (286 units) compared to 31 March 2023 and of these, 98% were owned or partly owned and managed by RSLs.

At a Wales level, at 31 March 2024, 32% (5,313 units) of these 16,837 other housing units owned or managed by social landlords, were housing units let at intermediate rents. Furthermore, 28% of other housing units (4,671 units) were let at market rent.

14% (2,415 units) of all other social housing units were Homebuy, which comprises housing where the social landlord has provided a loan to a previous tenant to purchase the housing unit outright; although the former landlord holds no equity stake in the stock, finance has been provided and remains outstanding.

Other investment housing units accounted for 14% (2,329 units) and a further 13% (2,098 units) were shared ownership housing.

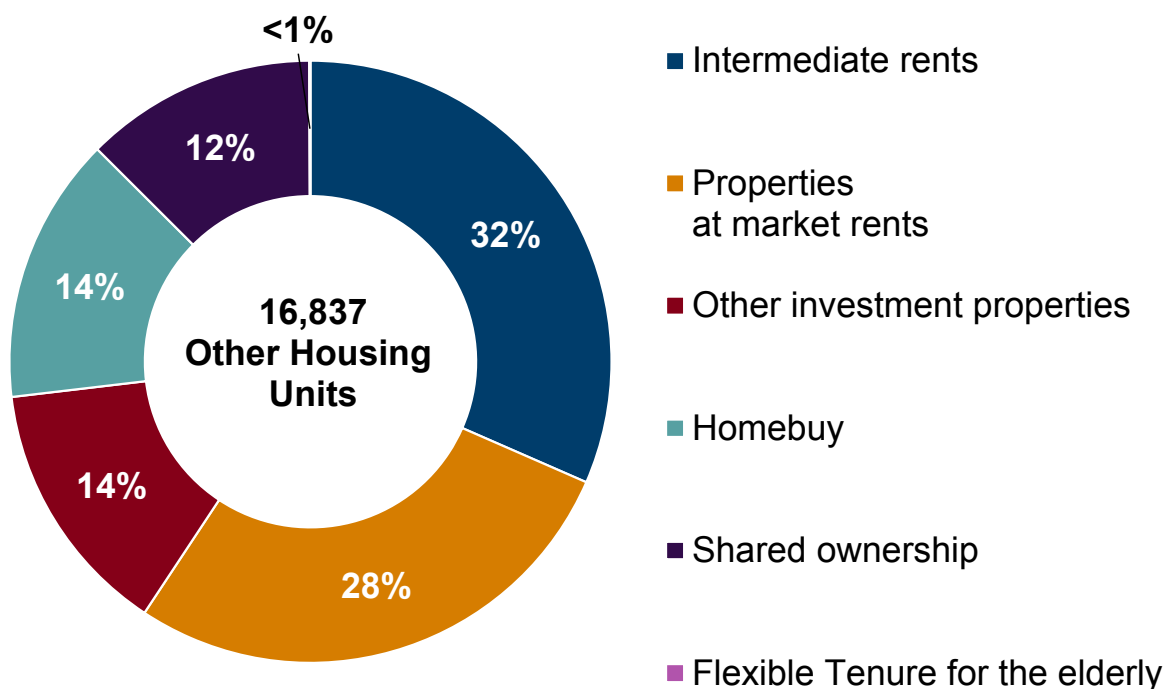
Only 11 (under 1%) were flexible tenure housing units for the elderly across Wales at 31 March 2024, a decrease from 91 at March 2023.

Cafodd y ddogfen hon ei lawrlwytho o LLYW.CYMRU, efallai nad dyma'r fersiwn mwyaf diweddar.

Ewch i <https://www.llyw.cymru/stoc-tai-landlordiaid-cymdeithasol-rhent-ar-31-mawrth-2024-html> i weld y fersiwn ddiweddaraf.

Gwybodaeth am [hawlfraint](#).

Figure 7: Percentage of all other housing units by type, as at 31 March 2024 [Note 1]



Description of Figure 7: A doughnut chart showing the breakdown of all other housing units. Over half of all these units are made up of intermediate rent and properties at market rents.

Source: Annual social landlord stock returns

Total stock (including non-social housing stock) by local authority area and accommodation type (StatsWales)

[Note 1] Due to rounding, some figures may not add up to 100%.

At 31 March 2024, social landlord owned housing units let at market rent levels continued to be largely concentrated in just three authorities. Just under a third

Cafodd y ddogfen hon ei lawrlwytho o LLYW.CYMRU, efallai nad dyma'r fersiwn mwyaf diweddar.

Ewch i <https://www.llyw.cymru/stoc-tai-landlordiaid-cymdeithasol-rhent-ar-31-mawrth-2024-html> i weld y fersiwn ddiweddaraf.

Gwybodaeth am [hawlfraint](#).

were recorded in Ceredigion (1,497 units) and Swansea (1,399 units) and a quarter in Gwynedd (1,147 units). These units are predominantly student accommodation owned by one registered social landlord. 4 local authorities (Isle of Anglesey, Caerphilly, Carmarthenshire and Rhondda Cynon Taff) had no social landlord owned housing units let at market rent.

At 31 March 2024, just under half of the intermediate rented housing units were shared across 4 local authorities: 16% were in Cardiff (847 units), a further 12% (634 units) were recorded in Pembrokeshire, 11% (564 units) in Swansea and 9% (472 units) in Newport.

Cardiff and The Vale of Glamorgan recorded the highest proportion of Homebuy housing units in Wales at 11% (276 and 254 units respectively), followed by Gwynedd at 10% (235 units). 5 LAs recorded 1% or less.

Newport, Cardiff and Conwy local authorities continued to hold the highest proportion of shared ownership housing units in Wales with 20%, 18% and 10% respectively.

Over half of the other investment housing units in Wales were mainly concentrated in just three local authorities with 33% (759 units) recorded in Cardiff, 13% (310 units) in Torfaen and 12% (285 units) in The Vale of Glamorgan. Pembrokeshire had no recorded other investment housing units.

Between March 2023 and March 2024, there was an 88% decrease in the number of flexible tenures for the elderly (from 91 to 11 units). 9 units were in Cardiff, with the remaining found in Swansea and Newport (1 unit each).

Data on all other housing units by accommodation type and local authority is available on the [StatsWales website](#).

Cafodd y ddogfen hon ei lawrlwytho o LLYW.CYMRU, efallai nad dyma'r fersiwn mwyaf diweddar.

Ewch i <https://www.llyw.cymru/stoc-tai-landlordiaid-cymdeithasol-rhent-ar-31-mawrth-2024-html> i weld y fersiwn ddiweddaraf.

Gwybodaeth am [hawlfraint](#).

Social housing rents

This release only presents information on the average weekly rents charged for self-contained social housing units. Self-contained housing units cover accommodation which is occupied by a household with exclusive use of bath/shower, inside WC and some cooking facilities.

Rental information for all non-self-contained social housing units (including bedsits and hostel bed spaces) has been excluded from the analysis but is available on the [StatsWales website: social housing stock and rents](#).

Further information can be found in the [quality report](#).

Rents for all self-contained social housing units

The 2024-25 average weekly rents set (at 1 April 2024) for all the 88,823 self-contained social housing units owned and managed by local authorities was £112.07. This was 3% lower than £115.24 average weekly rent set for the 148,425 self-contained social housing units owned and managed by RSLs.

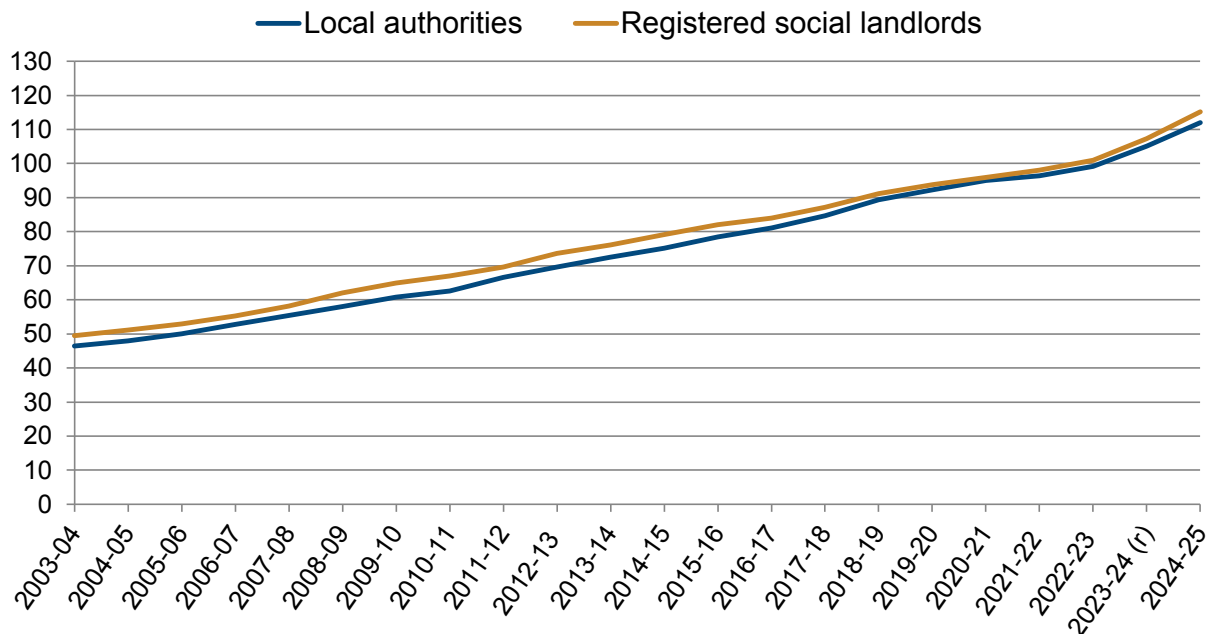
RSL average weekly rent levels have consistently been higher than local authority average weekly rent levels for a number of years, mainly due to historic differences in rent setting policies. From April 2015 onwards, however, the same rent setting policy has applied to both RSLs and local authorities. It is also noticeable that RSLs tend to have a higher percentage of 4 and 5-bedroom units than local authorities and these inevitably attract a higher average weekly rent.

Cafodd y ddogfen hon ei lawrlwytho o LLYW.CYMRU, efallai nad dyma'r fersiwn mwyaf diweddar.

Ewch i <https://www.llyw.cymru/stoc-tai-landlordiaid-cymdeithasol-rhent-ar-31-mawrth-2024-html> i weld y fersiwn ddiweddaraf.

Gwybodaeth am [hawlfraint](#).

Figure 8: Average weekly rents (£s) of all self-contained social housing units owned and managed by Welsh social landlords, 2003-04 to 2024-25 [Note 1] [Note 2] [Note 3]



Description of Figure 8: A line graph showing that for all self-contained social housing units, the average weekly rent price for both local authorities and registered social landlords has increased each year between 2003-04 and 2024-25. Registered social landlords' average weekly rents has consistently remained higher than local authorities.

Source: Annual social landlord stock returns

Average weekly rents in stock at social rent by dwelling type, number of bedrooms and provider type (StatsWales)

[Note 1] Includes self-contained general needs, sheltered, other supported and extra care housing. Excludes all non-self-contained social housing units, non-self-contained bedsits and non-self-contained hostels. Excludes all non-social

Cafodd y ddogfen hon ei lawrlwytho o LLYW.CYMRU, efallai nad dyma'r fersiwn mwyaf diweddar.

Ewch i <https://www.llyw.cymru/stoc-tai-landlordiaid-cymdeithasol-rhent-ar-31-mawrth-2024-html> i weld y fersiwn ddiweddaraf.

Gwybodaeth am [hawlfraint](#).

housing units.

[Note 2] The rents relate to the position at 1 April before the financial year commences.

[Note 3] No RSL data collected for 2020-21 due to COVID-19

(r) Data for 2023-24 has been revised since previously published.

Local authority rents set for 2024-25 for all self-contained social housing averaged £112.07 per week, which is an increase of 7% on 2022-23. This compares with a 6% increase between 2021-22 and 2022-23.

RSL rents set for 2024-25 for all self-contained social housing averaged £115.24 per week, which is an increase of 7% on 2023-24. This compares with a 6% increase in RSL rents 2021-22 and 2022-23.

The average weekly rent for RSL self-contained social housing units for 2024-25 was £3.17 higher than for local authority self-contained social housing units. This gap was slightly more than the difference of £2.22 in 2023-24.

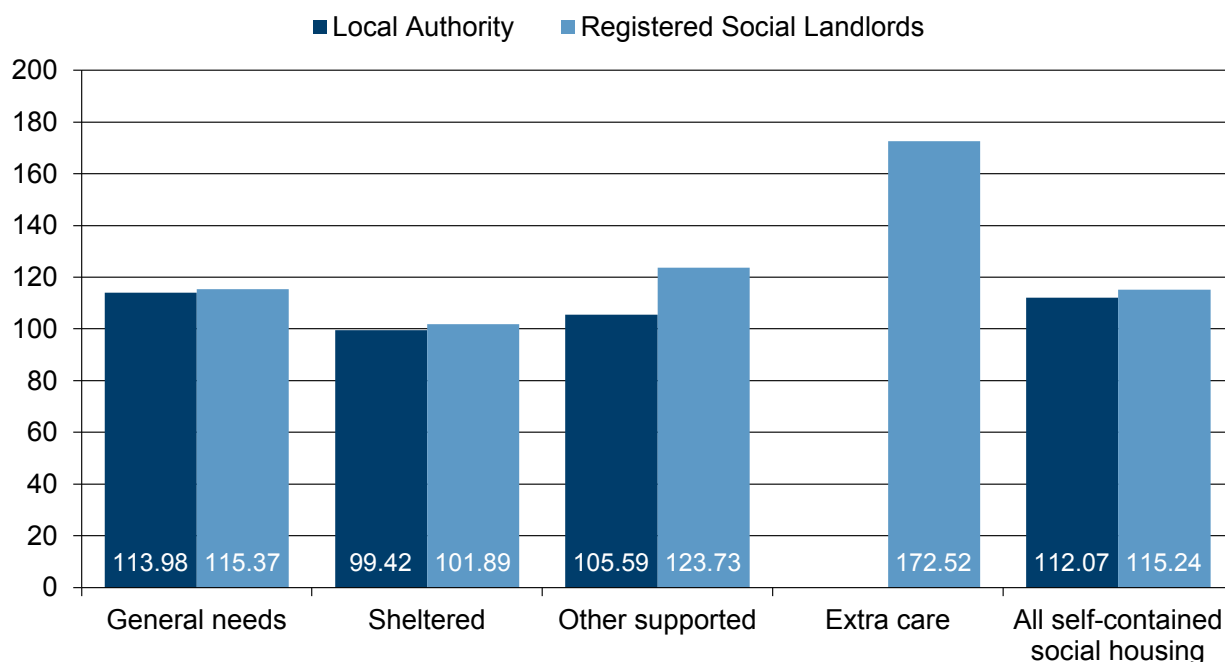
Rents charged for self-contained extra care housing may be substantially higher, on average, than those charged for self-contained general needs, sheltered and 'other supported' housing, depending on the type of extra care scheme and type of services provided. The services offered vary between schemes, but meals, help with domestic tasks and some personal care are often provided for extra care housing.

Cafodd y ddogfen hon ei lawrlwytho o LLYW.CYMRU, efallai nad dyma'r fersiwn mwyaf diweddar.

Ewch i <https://www.llyw.cymru/stoc-tai-landlordiaid-cymdeithasol-rhent-ar-31-mawrth-2024-html> i weld y fersiwn ddiweddaraf.

Gwybodaeth am [hawlfraint](#).

Figure 9: Average weekly rents (£'s) of all Welsh social landlord self-contained social housing units for 2024-25, by type of housing [Note 1] [Note 2]



Description of Figure 9: A bar chart showing the average weekly rent comparison of local authority and registered social landlord self-contained social housing units. Registered social landlord extra care units were considerably higher than any other housing type.

Source: Annual social landlord stock returns

Average weekly rents in stock at social rents by area, accommodation and provider type (StatsWales)

[Note 1] Includes self-contained general needs, sheltered, other supported and extra care housing. Excludes all non-self-contained social housing units, non self-contained bedsits and non-self-contained hostels. Excludes all non-social housing units.

Cafodd y ddogfen hon ei lawrlwytho o LLYW.CYMRU, efallai nad dyma'r fersiwn mwyaf diweddar.

Ewch i <https://www.llyw.cymru/stoc-tai-landlordiaid-cymdeithasol-rhent-ar-31-mawrth-2024-html> i weld y fersiwn ddiweddaraf.

Gwybodaeth am [hawlfraint](#).

[Note 2] Rents are set at 1 April 2024 for the 2024-25 financial year.

Whilst the difference between RSL and local authority average weekly rents for all self-contained social housing is £3.17 per week, for self-contained general needs housing units the difference between average rents is just £1.39 per week.

The mix of housing types differs between the local authorities and RSLs and this may impact on the average weekly rent levels for all self-contained social housing. The average weekly rents for local authority self-contained sheltered and 'other supported' housing are generally lower than for RSL units of the same type, and in particular for self-contained other supported housing units.

Data on average weekly rents of stock at social rents by accommodation and provider type, broken down by local authority, is available on the StatsWales website.

Average social housing rents for 2024-25 varied considerably depending on the provider, housing type and local authority area.

The RSL weekly rents for all self-contained social housing units for 2024-25 were lowest in the valley authorities of Blaenau Gwent (£102.27 per week) and Merthyr Tydfil (£103.66 per week). Rents continued to be highest in Flintshire (£125.50 per week), The Vale of Glamorgan (£123.81 per week) and Cardiff (£123.75 per week).

For the 11 local authorities that still retain stock, the average local authority weekly rents for all self-contained social housing units for 2024-25 continued to be lowest in Pembrokeshire at £97.25 per week and highest in Cardiff at £126.62 per week.

The gap between local authority and RSL rent levels for all self-contained social housing units was greatest in Pembrokeshire, with average RSL rents of £16.66

Cafodd y ddogfen hon ei lawrlwytho o LLYW.CYMRU, efallai nad dyma'r fersiwn mwyaf diweddar.

Ewch i <https://www.llyw.cymru/stoc-tai-landlordiaid-cymdeithasol-rhent-ar-31-mawrth-2024-html> i weld y fersiwn ddiweddaraf.

Gwybodaeth am [hawlfraint](#).

per week more than those charged by the local authority. For Cardiff, the local authority average rent per week was greater than that for the RSLs with a difference of £2.87.

While RSL rents continued to be generally higher than local authority rents across all housing types there were some exceptions. The local authority general needs average rent for 2024-25 was higher than that for the RSLs in Cardiff (£3.93 per week). For sheltered housing the local authority rents were higher than the RSL rents in 4 local authorities: Denbighshire (£6.54 per week), Swansea (£2.71 per week), Isle of Anglesey (£1.86 per week) and The Vale of Glamorgan (£1.06 per week).

Self-contained: extra care housing

The 2024-25 average weekly RSL rent charged for self-contained extra care housing across Wales is £172.52, which is up on the £161.17 charged in 2023-24, and substantially higher than the RSL average weekly rents for other types of the self-contained social housing units. Extra care rents varied considerably across the individual authorities, probably due to differences in the extra care schemes and in the levels of service and care provided. The highest RSL extra care rents for 2024-25 continued to be recorded in Merthyr Tydfil at £260.65 per week and the lowest continued to be recorded in Monmouthshire at £102.34 per week.

Self-contained: general needs housing

Following the implementation of the Target Rent Bands in the previous [Rent policy framework](#) there has been an overall reduction in the difference between local authority and RSL average weekly rents however, in recent years the gap has begun to increase.

Cafodd y ddogfen hon ei lawrlwytho o LLYW.CYMRU, efallai nad dyma'r fersiwn mwyaf diweddar.

Ewch i <https://www.llyw.cymru/stoc-tai-landlordiaid-cymdeithasol-rhent-ar-31-mawrth-2024-html> i weld y fersiwn ddiweddaraf.

Gwybodaeth am [hawlfraint](#).

The average rents set by RSLs at 1 April 2024 for all self-contained general needs housing during 2024-25 was £115.37 per week, which was just £1.39 per week more than that charged by local authorities.

The gap between the lowest and highest amount of rent charged for the various housing units for 2024-25 continued to be greater for RSLs than for local authorities. Whilst rents for local authorities ranged from £95.79 per week (for a 1 bedroom flat) to £145.77 per week (for a 4 bedroom flat), RSL rents ranged from £94.41 per week (for a 1 bedroom house or bungalow) to £170.15 per week (for 5 (or more) bedroom house or bungalow).

Across different housing types, the largest price difference between the local authorities and RSLs was seen in houses and bungalows with 5 (or more) bedrooms. On average, RSL tenants were charged £24.62 per week more than local authority tenants for these types of housing. As there are a relatively small number of larger housing units, the average rents may be more susceptible to particularly high or low rents. The smallest price difference was seen in 1 bedroom flats where, on average, RSL tenants were charged £1.28 less per week.

As in previous years, local authorities also charged higher weekly rents than RSLs for large flats (4 bedrooms). For 2024-25, the local authority average rent for these types of flats were £12.29 per week higher than the RSL rents. There were however only 15 local authority 4 bedroom flats across Wales at 31 March 2024. Of these, 13 were located in Cardiff where rents are generally higher than in other local authorities, one was on the Isle of Anglesey and one was located in Flintshire.

Further breakdowns of rent by bedroom size can be found on the [StatsWales website](#).

Cafodd y ddogfen hon ei lawrlwytho o LLYW.CYMRU, efallai nad dyma'r fersiwn mwyaf diweddar.

Ewch i <https://www.llyw.cymru/stoc-tai-landlordiaid-cymdeithasol-rhent-ar-31-mawrth-2024-html> i weld y fersiwn ddiweddaraf.

Gwybodaeth am [hawlfraint](#).

Glossary

Bedsits

Bedsits are a combination of a bedroom and sitting room.

Bedspaces

See '[Hostel bedspaces](#)'.

Dwelling

As defined in the 2021 Census, a dwelling is a unit of accommodation that may be empty or being lived in, for example houses or flats. They are usually made up of one household, but those with more than one household are shared and called a “shared dwelling”.

If a dwelling has no usual residents living in them, for example they are empty after being sold, these are called “unoccupied dwellings” but may be used by short-term residents or visitors on Census Day, 21 March 2021, for example holiday homes.

Extra care

‘Extra care sheltered housing’ or ‘assisted living housing’ offer a higher level of care than ‘sheltered housing’. The services offered vary between schemes, but meals, help with domestic tasks and some personal care are often provided. ‘Close care housing’ is usually located in the grounds of a care home, with staff from the home providing extra care and assistance. Rent levels will vary

Cafodd y ddogfen hon ei lawrlwytho o LLYW.CYMRU, efallai nad dyma'r fersiwn mwyaf diweddar.

Ewch i <https://www.llyw.cymru/stoc-tai-landlordiaid-cymdeithasol-rhent-ar-31-mawrth-2024-html> i weld y fersiwn ddiweddaraf.

Gwybodaeth am [hawlfraint](#).

depending on the level of care provided.

Flexible tenure for the elderly

Includes specific housing schemes developed in the 1990s to provide flexible tenure options for older people in housing schemes designed specifically for their needs.

General needs

Self-contained units that are not reserved for specific client groups. Housing units that are adapted for use for people with disabilities are included where no additional services or support are provided as part of the terms of occupancy.

HomeBuy

Stock where a social landlord has provided a loan to a previous tenant to purchase the housing unit outright. Although the social landlord has no equity stake in the stock, finance has been provided and remains outstanding.

Hostel bedspaces

These are individual spaces or beds within a hostel.

Hostels

A hostel is a building that:

Cafodd y ddogfen hon ei lawrlwytho o LLYW.CYMRU, efallai nad dyma'r fersiwn mwyaf diweddar.

Ewch i <https://www.llyw.cymru/stoc-tai-landlordiaid-cymdeithasol-rhent-ar-31-mawrth-2024-html> i weld y fersiwn ddiweddaraf.

Gwybodaeth am [hawlfraint](#).

- provides domestic accommodation which is not in separate and self-contained premises
- provides board or facilities for preparing food adequate to the needs of those people, or both board and facilities
- is managed or owned by a social landlord
- is funded wholly or in part by a government department or agency or local authority and operated other than on a commercial basis
- is managed by a voluntary organisation or charity and provides care, support or supervision with a view to helping the residents become rehabilitated or resettled within the community
- is not a care home, an independent hospital or an Abbeyfield Home

The legal definition of a hostel is in regulation 2(1) of the Housing Benefit Regulations 2006.

Intermediate rented

These are housing units where the rents are above those of housing at social rents housing but below market housing rents.

Rent First

Rent First is a subsidised intermediate rent solution providing people with a mid-market rental housing solution as well as potentially assisting them in the outright purchase of their home in the future. Rent First aims to help local authorities and housing associations meet their housing objectives. These include creating mixed income developments and communities which can access affordable properties to buy or rent.

Cafodd y ddogfen hon ei lawrlwytho o LLYW.CYMRU, efallai nad dyma'r fersiwn mwyaf diweddar.

Ewch i <https://www.llyw.cymru/stoc-tai-landlordiaid-cymdeithasol-rhent-ar-31-mawrth-2024-html> i weld y fersiwn ddiweddaraf.

Gwybodaeth am [hawlfraint](#).

Non-self-contained units

A non-self-contained unit is accommodation occupied by a household that lacks exclusive use of bath/shower or WC or some cooking facilities. These usually take the form of bedsit, shared housing, hostel or hostel type accommodation. Each bed space is therefore normally considered a non-self-contained unit.

Other investment housing

Any other housing not already included in housing let at market rents or HomeBuy. This should only include residential properties.

Other housing units

Other housing units should include any other type of housing which is not social rented or other social housing. This may include student accommodation owned and managed by social landlords.

Housing let at market rents

These are other housing units which are let at market rents.

Rents

The average weekly rent is the average of the standard rent chargeable, before deduction for rent allowances and also excludes service charges or other charges for amenities (e.g., central heating, hot water supply or laundries) and water rates.

Cafodd y ddogfen hon ei lawrlwytho o LLYW.CYMRU, efallai nad dyma'r fersiwn mwyaf diweddar.

Ewch i <https://www.llyw.cymru/stoc-tai-landlordiaid-cymdeithasol-rhent-ar-31-mawrth-2024-html> i weld y fersiwn ddiweddaraf.

Gwybodaeth am [hawlfraint](#).

Rents are based on a 52-week year. If rent free weeks are given the total amount payable is divided by 52. Housing units of unusual size are assigned to the closest available category. Maisonettes are categorised as flats.

Self-contained units

A self-contained unit is accommodation occupied by a household with exclusive use of bath/shower and inside WC and some cooking facilities.

Shared ownership

These are schemes which allow qualifying purchasers to buy a share of the housing unit with a proportional rent payable on the remaining share to the social landlord.

Sheltered housing

This includes sheltered housing units that are either warden call alarm system with a Warden call alarm only or warden call alarm system and resident scheme manager.

Supported housing

This covers self-contained supported housing stock for rent not covered by the definition of sheltered accommodation, where there is a restriction on who can be allocated the unit. The accommodation will have been specifically designated for a client group or groups to enable residents to adjust to independent living or to enable them to live independently.

Cafodd y ddogfen hon ei lawrlwytho o LLYW.CYMRU, efallai nad dyma'r fersiwn mwyaf diweddar.

Ewch i <https://www.llyw.cymru/stoc-tai-landlordiaid-cymdeithasol-rhent-ar-31-mawrth-2024-html> i weld y fersiwn ddiweddaraf.

Gwybodaeth am [hawlfraint](#).

Quality and methodology information

Detailed information on data quality and methodology can be found in the [quality report](#).

Official statistics status

All official statistics should show the standards of the [Code of Practice for Statistics \(UK Statistics Authority\)](#).

These are accredited official statistics. They were independently reviewed by the Office for Statistics Regulation (OSR) in July 2012. They comply with the standards of trustworthiness, quality and value in the Code of Practice for Statistics.

It is Welsh Government's responsibility to maintain compliance with the standards expected of accreditation. If we become concerned about whether these statistics are still meeting the appropriate standards, we will discuss any concerns with OSR promptly. Accreditation can be cancelled or suspended at any point when the highest standards are not maintained, and reinstated when standards are restored.

Accredited official statistics are called National Statistics in the Statistics and Registration Service Act 2007.

Statement of compliance with the Code of Practice for Statistics

Our statistical practice is regulated by the OSR. OSR sets the standards of trustworthiness, quality and value in the Code of Practice for Statistics that all

Cafodd y ddogfen hon ei lawrlwytho o LLYW.CYMRU, efallai nad dyma'r fersiwn mwyaf diweddar.

Enwch i <https://www.llyw.cymru/stoc-tai-landlordiaid-cymdeithasol-rhent-ar-31-mawrth-2024-html> i weld y fersiwn ddiweddaraf.

Gwybodaeth am [hawlfraint](#).

producers of official statistics should adhere to.

All of our statistics are produced and published in accordance with a number of statements and protocols to enhance trustworthiness, quality and value. These are set out in the Welsh Government's [Statement of Compliance](#).

These official statistics demonstrate the standards expected around trustworthiness, quality and public value in the following ways.

Trustworthiness

The data is collected directly from local authorities and registered social landlords (RSLs) that hold housing stock in Wales.

Quality

The published figures provided are compiled by professional analysts using the latest available data and applying methods using their professional judgement and analytical skillset. Statistics published by Welsh Government adhere to the Statistical Quality Management Strategy which supplements the Quality pillar of the [Code of Practice for Statistics \(UK Statistics Authority\)](#) and the European Statistical System principles of quality for statistical outputs.

Data is collected by Welsh Government directly from local authorities and RSLs. Local authorities and RSLs complete data collection forms based on data stored on their respective IT systems and return the completed forms to Welsh Government via its secure web data transfer system.

Validation checks are performed by Welsh Government statisticians and queries referred to local authorities where necessary. The statistical release is then drafted, signed off by senior statisticians and published in line with the statement

Cafodd y ddogfen hon ei lawrlwytho o LLYW.CYMRU, efallai nad dyma'r fersiwn mwyaf diweddar.

Erch i <https://www.llyw.cymru/stoc-tai-landlordiaid-cymdeithasol-rhent-ar-31-mawrth-2024-html> i weld y fersiwn ddiweddaraf.

Gwybodaeth am [hawlfraint](#).

on confidentiality and data access which is informed by the trustworthiness pillar contained in the [Code of Practice for Statistics \(UK Statistics Authority\)](#).

Value

The purpose of the statistical release is to provide evidence for policy development and is used in informing Ministerial advice and decision making in the wider policy context. Furthermore, the statistical release provides social landlords in Wales with relevant data to inform their rent setting policies. It also provides the wider public with information about social housing stock and the rents being charged across Wales.

You are welcome to contact us directly with any comments about how we meet these standards. Alternatively, you can contact OSR by emailing regulation@statistics.gov.uk or via the OSR website.

Well-being of Future Generations Act (WFG)

The Well-being of Future Generations Act 2015 is about improving the social, economic, environmental and cultural wellbeing of Wales. The Act puts in place seven wellbeing goals for Wales. These are for a more equal, prosperous, resilient, healthier and globally responsible Wales, with cohesive communities and a vibrant culture and thriving Welsh language. Under section (10)(1) of the Act, the Welsh Ministers must (a) publish indicators (“national indicators”) that must be applied for the purpose of measuring progress towards the achievement of the wellbeing goals, and (b) lay a copy of the national indicators before Senedd Cymru. Under section 10(8) of the Well-being of Future Generations Act, where the Welsh Ministers revise the national indicators, they must as soon as reasonably practicable (a) publish the indicators as revised and (b) lay a copy of them before the Senedd. These national indicators were laid before the Senedd in 2021. The indicators laid on 14 December 2021 replace the set laid

Cafodd y ddogfen hon ei lawrlwytho o LLYW.CYMRU, efallai nad dyma'r fersiwn mwyaf diweddar.

Ewch i <https://www.llyw.cymru/stoc-tai-landlordiaid-cymdeithasol-rhent-ar-31-mawrth-2024-html> i weld y fersiwn ddiweddaraf.

Gwybodaeth am [hawlfraint](#).

on 16 March 2016.

Information on the indicators, along with narratives for each of the wellbeing goals and associated technical information is available in the [Wellbeing of Wales report](#).

Further information on the [Well-being of Future Generations \(Wales\) Act 2015](#).

The statistics included in this release could also provide supporting narrative to the national indicators and be used by public services boards in relation to their local wellbeing assessments and local wellbeing plans.

Manylion cyswllt

Ystadegydd: Craig Mcleod
E-bost: ystadegau.tai@llyw.cymru

Cyfryngau: 0300 025 8099

SFR: 81/2024



Efallai na fydd y ddogfen hon yn hollol hygyrch.

Drllenwch ein [datganiad hygyrchedd](#) i gael rhagor o wybodaeth.

Cafodd y ddogfen hon ei lawrlwytho o LLYW.CYMRU, efallai nad dyma'r fersiwn mwyaf diweddar.

Evch i <https://www.llyw.cymru/stoc-tai-landlordiaid-cymdeithasol-rhent-ar-31-mawrth-2024-html> i weld y fersiwn ddiweddaraf.

Gwybodaeth am [hawlfraint](#).