



Llywodraeth Cymru  
Welsh Government

YSTADEGAU, DOGFENNU

# Ystadegau Twf Swyddi Cymru+: Ebrill 2023 i Mawrth 2024

Gwybodaeth am raglenni dysgu Twf Swyddi Cymru+ a'r dysgwyr sydd wedi cofrestru arnynt ar gyfer Ebrill 2023 i Mawrth 2024. Saesneg yn unig.

Cyhoeddwyd gyntaf: 27 Mehefin 2024

Diweddarwyd ddiwethaf: 27 Mehefin 2024

Cafodd y ddogfen hon ei lawrlwytho o LLYW.CYMRU, efallai nad dyma'r fersiwn mwyaf diweddar.

Ewch i <https://www.llyw.cymru/ystadegau-twff-swyddi-cymru-ebriill-2023-i-mawrth-2024-html> i weld y fersiwn ddiweddaraf.

Gwybodaeth am [hawlfraint](#).

# Cynnwys

**Introduction**

**Main points**

**Jobs Growth Wales+ strands**

**Destinations**

**Gender**

**Ethnicity**

**Learning Difficulty or Disability (LDD)**

**Learning activities undertaken as part of Jobs Growth Wales+ programmes**

**Background and context**

**Outcomes**

**Quality and methodology information**

**Manylion cyswllt**

**Cafodd y ddogfen hon ei lawrlwytho o LLYW.CYMRU, efallai nad dyma'r fersiwn mwyaf diweddar.**

Ewch i <https://www.llyw.cymru/ystadegau-twff-swyddi-cymru-ebrill-2023-i-mawrth-2024-html> i weld y fersiwn ddiweddaraf.

Gwybodaeth am [hawlfraint](#).

# Introduction

The data in this release covers all four quarters of the 2023-24 financial year (April 2023 to March 2024) with a comparison to the previous financial year. The Jobs Growth Wales Plus (JGW+) programme came into operation for new starts on 1 April 2022. All the data in this report is sourced from the Lifelong Learning Wales Record (LLWR). For information about the programme see [background and context](#) below.

## Main points

- There have been 10,465 starts on the JGW+ programme in total since it launched in April 2022.
- During 2023-24 there were 7,225 active JGW+ programmes, of which 5,120 were new starts.
- The number of starts is down 4.2% on 2022-23 when there were 5,345. In addition to the 5,120 new starts in 2023-24, there were 2,105 programmes continuing from the previous year.
- The largest strand of JGW+ was Engagement with 3,625 programmes started in 2023-24. This represents 70.9% of all programmes started.
- 4,535 JGW+ programmes ended during the 2023-24 financial year, of which 2,995 were completed.
- Of the programmes that ended, 60.1% of leavers had a positive outcome, up from 59.0% in 2022-23.

## Jobs Growth Wales+ strands

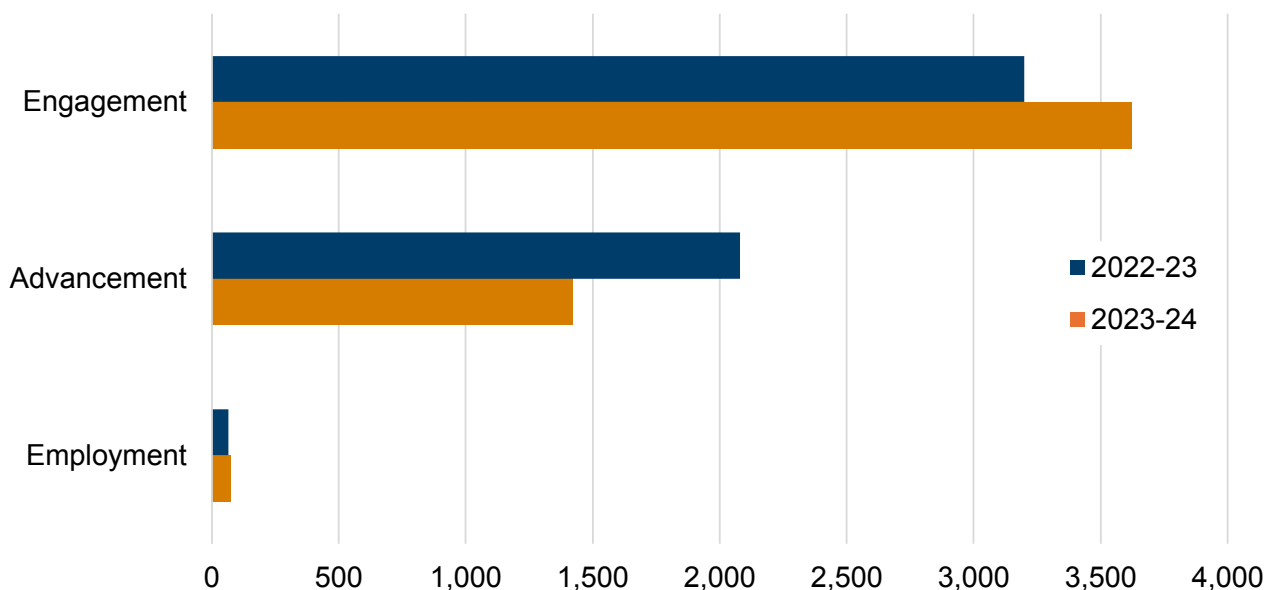
### Figure 1: Number of learners started, by Jobs Growth

Cafodd y ddogfen hon ei lawrlwytho o LLYW.CYMRU, efallai nad dyma'r fersiwn mwyaf diweddar.

Ewch i <https://www.llyw.cymru/ystadegau-twff-swyddi-cymru-ebrill-2023-i-mawrth-2024-html> i weld y fersiwn ddiweddaraf.

Gwybodaeth am [hawlfraint](#).

## Wales+ strand and financial year, 2022-23 to 2023-24



Description of Figure 1: The bar chart shows that Engagement was the largest strand with 3,625 programmes started in 2023-24, 70.9% of all starts. Employment was the strand with the fewest starts, with 75 during 2023-24. Advancement was the only strand to see a decrease in starts in 2023-24 compared to 2022-23.

### Jobs Growth Wales Plus Learners by Gender, Strand, and Measure on StatsWales

Across all strands, there were 5,120 programme starts in 2023-24, down 4.2% on 2022-23 when there were 5,345. In addition to the 5,120 new starts in 2023-24, there were 2,105 programmes continuing from the previous year.

There have been 10,465 starts on the JGW+ programme in total since it launched in April 2022.

**Cafodd y ddogfen hon ei lawrlwytho o LLYW.CYMRU, efallai nad dyma'r fersiwn mwyaf diweddar.**

Ewch i <https://www.llyw.cymru/ystadegau-twff-swyddi-cymru-ebrill-2023-i-mawrth-2024-html> i weld y fersiwn ddiweddaraf.

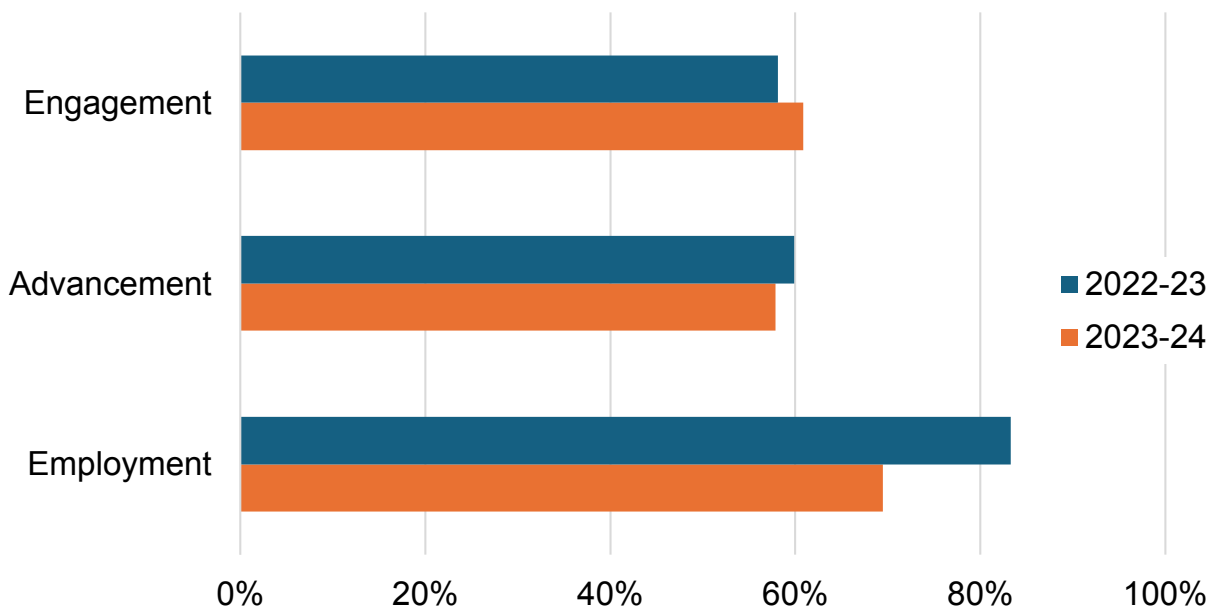
Gwybodaeth am [hawlfraint](#).

# Destinations

From the start of the JGW+ programme in April 2022 through to the end of December 2023, the destinations of JGW+ leavers represented the destination within four weeks of leaving the programme. From January 2024 this has been adjusted to measure destinations within eight weeks of leaving the programme.

4,535 JGW+ programmes ended during the 2023-24 financial year, of which 2,995 were completed.

**Figure 2: Positive outcome rates for JGW+ leavers by strand and financial year, 2022-23 to 2023-24**



Description of Figure 2: The bar chart shows the proportion of positive outcomes for JGW+ leavers by strand and financial year. The chart shows that positive outcome rates are highest on the Employment strand (69.5% in 2023-24).

**Cafodd y ddogfen hon ei lawrlwytho o LLYW.CYMRU, efallai nad dyma'r fersiwn mwyaf diweddar.**

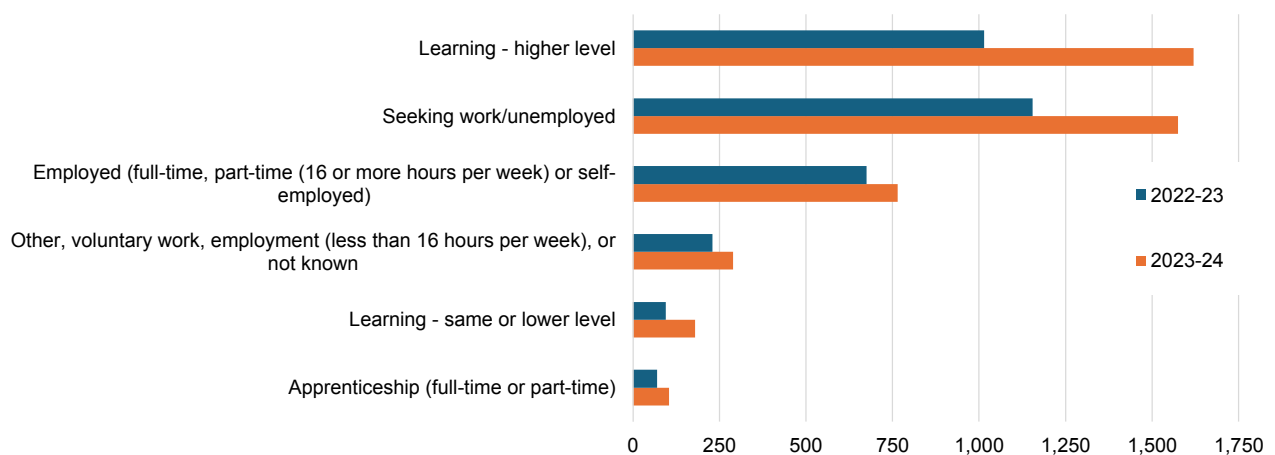
Ewch i <https://www.llyw.cymru/ystadegau-twff-swyddi-cymru-ebrill-2023-i-mawrth-2024-html> i weld y fersiwn ddiweddaraf.

Gwybodaeth am [hawlfraint](#).

## Jobs Growth Wales Plus Learners by Gender, Strand, and Measure on StatsWales

The overall positive outcome rate across all strands was 60.1% in 2023-24, up 1.1 percentage points from 2022-23.

### Figure 3: Destinations of JGW+ leavers, 2022-23 to 2023-24



Description of Figure 3: The bar chart shows that higher level learning was the most common destination in 2023-24 with 1,620 leavers. This was closely followed by leavers who were seeking work/unemployed with 1,575. See the note on **positive outcomes** for further information on how these categories contribute to the calculation of positive outcome rates.

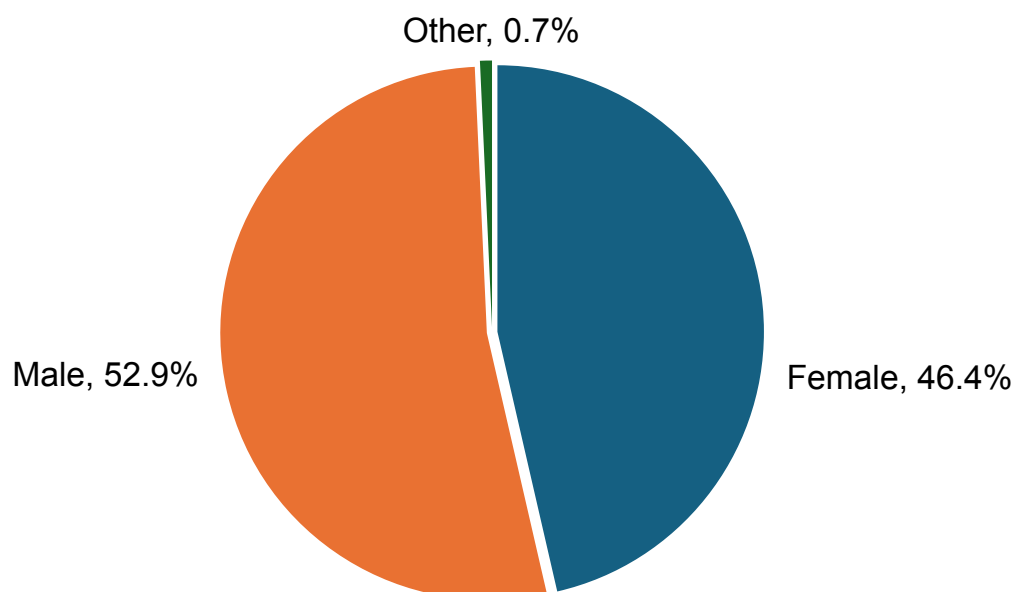
Cafodd y ddogfen hon ei lawrlwytho o LLYW.CYMRU, efallai nad dyma'r fersiwn mwyaf diweddar.

Ewch i <https://www.llyw.cymru/ystadegau-twff-swyddi-cymru-ebrill-2023-i-mawrth-2024-html> i weld y fersiwn ddiweddaraf.

Gwybodaeth am [hawlfraint](#).

## Gender

**Figure 4: Share of total programmes started by gender, 2023-24**



Description of Figure 4: The pie chart shows that, of the 5,120 programmes started in 2023-24, females represented 46.4% of all starts. This is broadly similar to 2022-23 (46.9%).

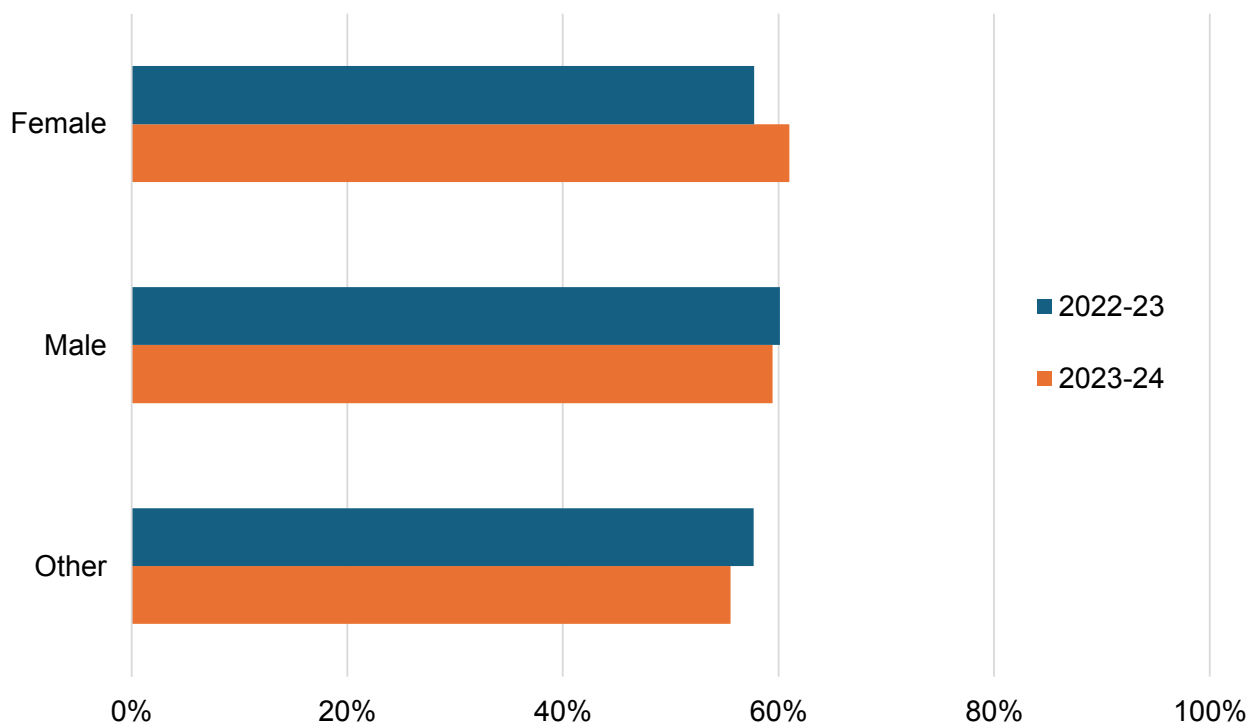
### Jobs Growth Wales Plus Learners by Gender, Strand, and Measure on StatsWales

Cafodd y ddogfen hon ei lawrlwytho o LLYW.CYMRU, efallai nad dyma'r fersiwn mwyaf diweddar.

Ewch i <https://www.llyw.cymru/ystadegau-twff-swyddi-cymru-ebrill-2023-i-mawrth-2024-html> i weld y fersiwn ddiweddaraf.

Gwybodaeth am [hawlfraint](#).

**Figure 5: Positive outcome rates for JGW+ leavers by gender and financial year, 2022-23 to 2023-24**



Description of Figure 5: The bar chart shows that positive outcome rates for females increased from 57.7% to 61.0% between 2022-23 and 2023-24. Females had the highest positive outcome rate in 2023-24. The chart also shows that the rate for males decreased slightly, from 60.1% to 59.5% and the rate for learners with a gender other than female or male decreased, from 57.7% to 55.6%.

### **Jobs Growth Wales Plus Learners by Gender, Strand, and Measure on StatsWales**

There were 2,705 JGW+ programmes started by males in 2023-24. 2,405 programmes ended during the year, of which 1,615 were completed. For females, there were 2,375 programmes started. 2,085 programmes ended, of

**Cafodd y ddogfen hon ei lawrlwytho o LLYW.CYMRU, efallai nad dyma'r fersiwn mwyaf diweddar.**

Ewch i <https://www.llyw.cymru/ystadegau-twff-swyddi-cymru-ebrill-2023-i-mawrth-2024-html> i weld y fersiwn ddiweddaraf.

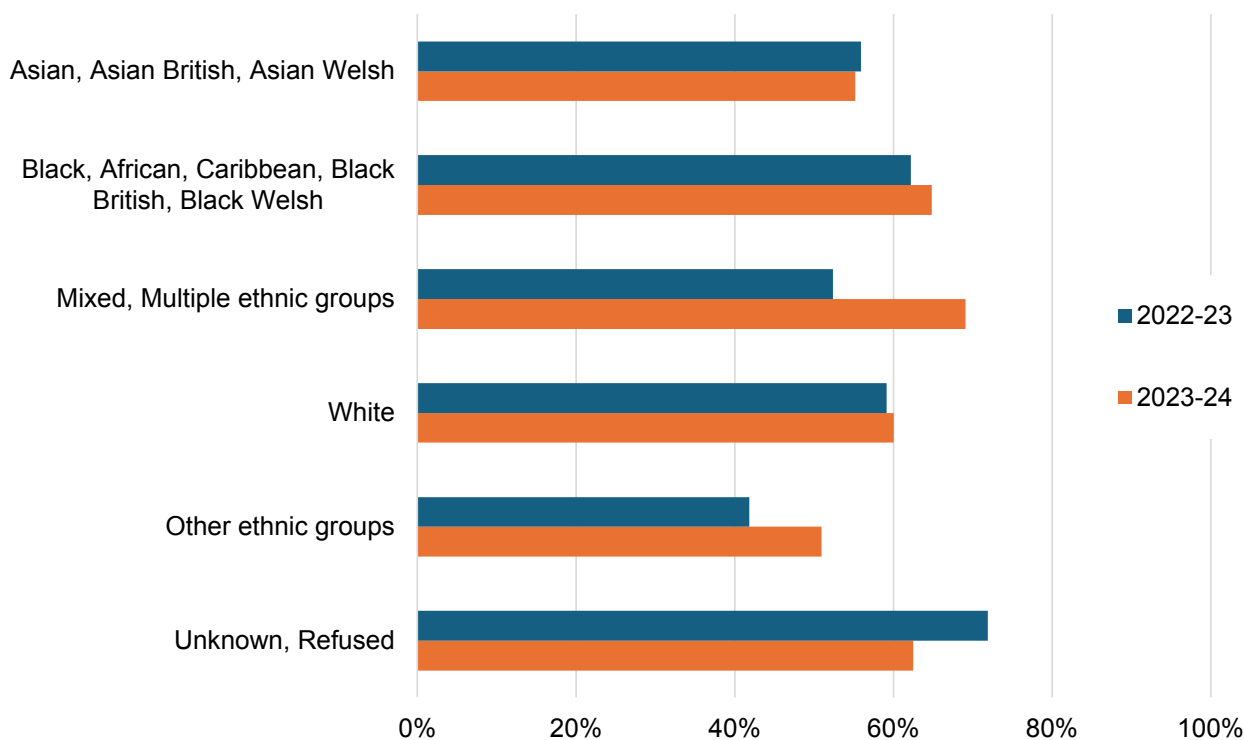
Gwybodaeth am [hawlfraint](#).



which 1,355 were completed. For learners with a gender identity other than female or male, 35 programmes were started in 2023-24. 45 programmes ended during the year, of which 30 were completed.

## Ethnicity

**Figure 6: Positive outcome rates for JGW+ leavers by ethnicity and financial year, 2022-23 to 2023-24**



Description of Figure 6: The bar chart shows that the largest increase in the positive outcome rate was seen in learners from Mixed or Multiple ethnic groups, increasing from 52.4% in 2022-23 to 69.0% in 2023-24.

### Jobs Growth Wales Plus Learners by Ethnic Group and Measure on StatsWales

Cafodd y ddogfen hon ei lawrlwytho o LLYW.CYMRU, efallai nad dyma'r fersiwn mwyaf diweddar.

Ewch i <https://www.llyw.cymru/ystadegau-twff-swyddi-cymru-ebrill-2023-i-mawrth-2024-html> i weld y fersiwn ddiweddaraf.

Gwybodaeth am [hawlfraint](#).

93.1% of learners starting JGW+ programmes in 2023-24 were from a White ethnic background. The number of learners who were from Mixed or Multiple ethnic groups, represented 2.2%. The proportion from learners from Asian, Asian British, Asian Welsh backgrounds was 1.5%. Learners from Black, African, Caribbean, Black British and Black Welsh backgrounds represented 1.4% of all programmes started in 2023-24. The proportion of starts by learners from Other ethnic backgrounds was 1.3%.

JGW+ leavers from Mixed or Multiple ethnic groups had the highest positive outcome rate in 2023-24 (69.0%). Learners from Other ethnic backgrounds had the lowest rate at 50.9%.

## Learning Difficulty or Disability (LDD)

The Welsh Government accepts the Social Model of Disability, in which it is recognised that barriers in society act to disable people who have impairments or health conditions or who use British Sign Language.

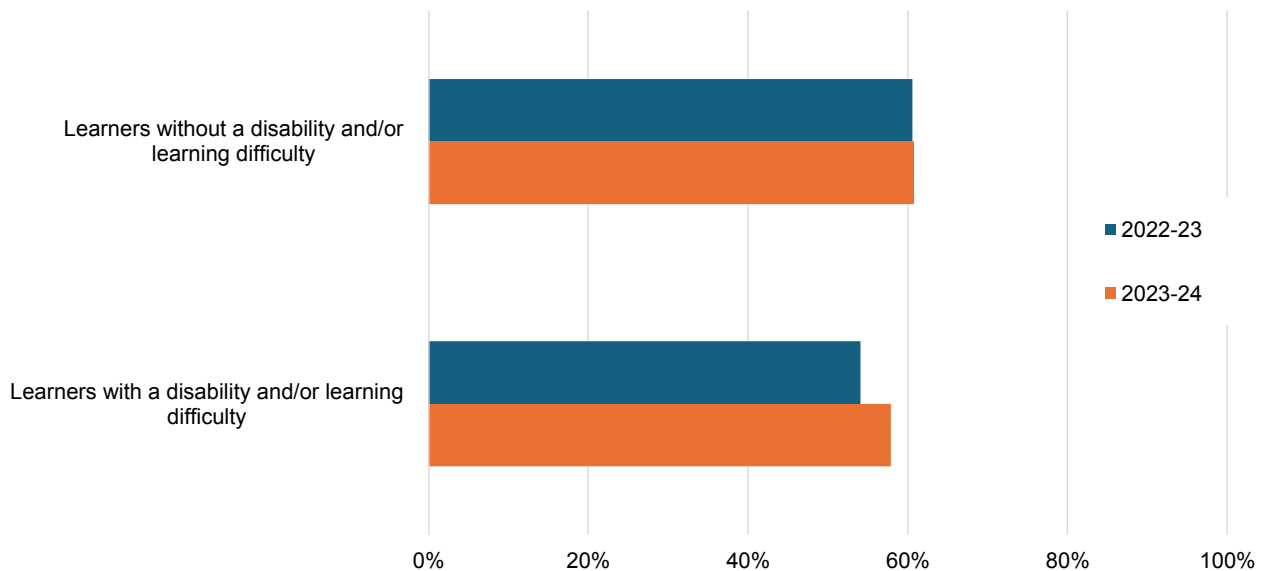
The Lifelong Learning Wales Record (LLWR), which is the source of data for this release, captures data using the medical definition of disability (“a physical or mental impairment which has a substantial and long-term impact on a person’s ability to carry out normal day to day activities”). In the LLWR, learners are asked if they have a “disability and/or learning difficulty” – this data is used here.

**Cafodd y ddogfen hon ei lawrlwytho o LLYW.CYMRU, efallai nad dyma'r fersiwn mwyaf diweddar.**

Ewch i <https://www.llyw.cymru/ystadegau-twff-swyddi-cymru-ebrill-2023-i-mawrth-2024-html> i weld y fersiwn ddiweddaraf.

Gwybodaeth am [hawlfraint](#).

**Figure 7: Positive outcome rates for JGW+ leavers by disability and/or learning difficulty status and financial year, 2022-23 to 2023-24**



Description of Figure 7: The bar chart shows that the positive outcome rate remained stable for learners without a disability and/or learning difficulty, from 60.6% to 60.8%, between 2022-23 and 2023-24. For learners with a disability and/or learning difficulty, the rate increased from 54.1% to 57.9%.

### Jobs Growth Wales Plus Learners by Primary Learning Disability and Measure on StatsWales

The proportion of programmes started by learners who self-identified as having a disability and/or learning difficulty remained the same in 2023-24 at 23.8%. Of the programmes started by learners with a disability and/or learning difficulty, the most common primary types of disability and/or learning difficulty identified were dyslexia (270), autistic spectrum disorders (265) and attention deficit hyperactivity disorders (215). In total, there were 1,220 programmes started by learners with a disability and/or learning difficulty in 2023-24. 1,080 programmes

**Cafodd y ddogfen hon ei lawrlwytho o LLYW.CYMRU, efallai nad dyma'r fersiwn mwyaf diweddar.**

Ewch i <https://www.llyw.cymru/ystadegau-twff-swyddi-cymru-ebrill-2023-i-mawrth-2024-html> i weld y fersiwn ddiweddaraf.

Gwybodaeth am [hawlfraint](#).

ended, of which 660 were completed.

## Learning activities undertaken as part of Jobs Growth Wales+ programmes

Learning activities are typically specific qualifications, courses or learning aims pursued by the learner. JGW+ programmes may consist of one or more learning activities.

The 7,225 JGW+ programmes active in 2023-24 contained 19,730 learning activities also active during the year. Of these, 4,010 were regulated qualifications listed on the [Qualifications in Wales database](#). The top three qualifications were:

- City & Guilds Entry Level 3 Introductory Award in Employability Skills
- ETCAL Level 1 Certificate of Introduction to Preparation for Military Service
- City & Guilds Level 1 NVQ Certificate in Hairdressing and Barbering

Other learning activities largely consisted of job activity searches, core skills development, personal health and wellbeing development.

77.9% of JGW+ learning activities were delivered through the medium of English. The remaining 22.1% were delivered bilingually (an 8.2 percentage point increase on 2022-23) with the vast majority falling into the category described as “a small amount of Welsh-medium learning”.

## Background and context

The purpose of the Jobs Growth Wales+ Youth Programme was to deliver

**Cafodd y ddogfen hon ei lawrlwytho o LLYW.CYMRU, efallai nad dyma'r fersiwn mwyaf diweddar.**

Enwch i <https://www.llyw.cymru/ystadegau-twff-swyddi-cymru-ebrill-2023-i-mawrth-2024-html> i weld y fersiwn ddiweddaraf.

Gwybodaeth am [hawlfraint](#).

consolidated and individualised training, development and employability support to 16 to 19 year olds who are assessed as Not in Education, Employment or Training (NEET) at the time of starting the JGW+ programme.

The JGW+ programme will support delivery of the Welsh Government's strategic priorities to tackle the consequences and risk factors associated with young people being NEET, which are integral to the **Young Persons Guarantee**, '**Stronger, Fairer, Greener Wales: a plan for employability and skills**', the **Programme for Government** and to **our Well-being Objectives**.

Main delivery objectives of the JGW+ programme are to:

- Contribute towards a reduction in the number of 16 to 19 year olds who are NEET.
- Achieve positive outcomes for 16 to 19 year olds at risk of becoming NEET
- Progress Well-being of Future Generations objectives by delivering employability support for 16 to 19 year olds that provides equal opportunities (including Welsh language), promotes well-being and fair work, and helps embed environmental approaches that reduce harm.

The three strands of JGW+ are Engagement, Advancement, and Employment. Engagement gives learners the opportunity to confirm or contextualise an occupational focus, addressing barriers preventing them from beginning a course of learning. Advancement helps learners to gain relevant skills for a particular career path, while Employment supports those who are actively looking for a job.

## Outcomes

From start of the JGW+ programme in April 2022, through to the end of December 2023, the destinations of JGW+ leavers represented the destination

**Cafodd y ddogfen hon ei lawrlwytho o LLYW.CYMRU, efallai nad dyma'r fersiwn mwyaf diweddar.**

Erch i <https://www.llyw.cymru/ystadegau-twff-swyddi-cymru-ebriill-2023-i-mawrth-2024-html> i weld y fersiwn ddiweddaraf.

Gwybodaeth am [hawlfraint](#).

within four weeks of leaving the programme. From January 2024, this has been adjusted to measure destinations within eight weeks of leaving the programme.

A positive outcome is either progression to learning at a higher level, progression into employment (full-time, part-time or self-employment) or progression to an Apprenticeship. For learners with a disability and/or learning difficulty, employment of less than 16 hours per week is also classed as a positive outcome.

Leavers include learners continuing from the previous financial year that were active in 2023-24. Positive outcomes are calculated considering the number of leavers.

Where the destination is not known, or the leaver is seeking work/unemployed, the destination is classified as a negative outcome.

Voluntary work, further learning at the same or lower level, employment of less than 16 hours per week (for learners who do not have a disability and/or learning difficulty) and the 'other' destinations category are all classed as neutral outcomes. Learners with these outcomes are excluded from the denominator when calculating positive outcome rates. Learners who did not complete their JGW+ programme are included in the calculation of positive outcome rates.

## Quality and methodology information

### Rounding

All numbers have been rounded to the nearest 5. Percentages are calculated on the unrounded numbers. Differences between values are calculated using unrounded values, so there may be small discrepancies when compared with the rounded figures.

**Cafodd y ddogfen hon ei lawrlwytho o LLYW.CYMRU, efallai nad dyma'r fersiwn mwyaf diweddar.**

Ewch i <https://www.llyw.cymru/ystadegau-twff-swyddi-cymru-ebrill-2023-i-mawrth-2024-html> i weld y fersiwn ddiweddaraf.

Gwybodaeth am [hawlfraint](#).

# Statement of compliance with the Code of Practice for Statistics

Our statistical practice is regulated by the Office for Statistics Regulation (OSR). OSR sets the standards of trustworthiness, quality, and value in the Code of Practice for Statistics that all producers of official statistics should adhere to.

All our statistics are produced and published in accordance with several statements and protocols to enhance trustworthiness, quality, and value. These are set out in the Welsh Government's [Statement of Compliance](#).

These official statistics demonstrate the standards expected around trustworthiness, quality, and public value in the following ways.

## Trustworthiness

These statistics are compiled from data drawn from the May 2024 freeze of the Lifelong Learning Wales Record (LLWR). JGW+ Contractors must submit information to the Welsh Government, via the LLWR, at least monthly on all young people, their programmes, activities, and awards under the JGW+ programme. The [JGW+ programme specification](#) details the data recording and submission requirements for contractors.

These statistics are pre-announced on the [Statistics and Research area of the Welsh Government website](#). Access to the data during processing is restricted to those involved in the production of the statistics, quality assurance and for operational purposes. Pre-release access is restricted to eligible recipients in line with the [Code of Practice \(OSR\)](#).

Cafodd y ddogfen hon ei lawrlwytho o LLYW.CYMRU, efallai nad dyma'r fersiwn mwyaf diweddar.

Ewch i <https://www.llyw.cymru/ystadegau-twff-swyddi-cymru-ebrill-2023-i-mawrth-2024-html> i weld y fersiwn ddiweddaraf.

Gwybodaeth am [hawlfraint](#).

## Quality

The published figures provided are compiled by professional analysts using the latest available data and applying methods using their professional judgement and analytical skillset. Statistics published by Welsh Government adhere to the Statistical Quality Management Strategy which supplements the Quality pillar of the **Code of Practice for Statistics (OSR)** and the European Statistical System principles of quality for statistical outputs.

Files submitted for upload to the Lifelong Learning Wales Record (LLWR) undergo a series of validation checks. Welsh Government officials work with contract holders to resolve any data related issues, where necessary.

Welsh Government statisticians undertake final checks before drafting this statistical release, which is then signed off by senior statisticians and published in line with the statement on confidentiality and data access which is informed by the trustworthiness pillar contained in the **Code of Practice for Statistics (OSR)**.

Occasionally, revisions can occur due to errors in our statistical processes or when a data supplier notifies the Welsh Government that they have submitted incorrect information. In these cases, a judgement is made as to whether the change is significant enough to publish a revised statistical release. Where changes are not deemed to be significant, figures will be corrected if they appear in future releases.

## Value

The purpose of the statistical release and the accompanying data published on **StatsWales** are to provide evidence for policy development, inform the wider public about the activity and performance of the JGW+ programme and to

**Cafodd y ddogfen hon ei lawrlwytho o LLYW.CYMRU, efallai nad dyma'r fersiwn mwyaf diweddar.**

Ewch i <https://www.llyw.cymru/ystadegau-twff-swyddi-cymru-ebrill-2023-i-mawrth-2024-html> i weld y fersiwn ddiweddaraf.

Gwybodaeth am [hawlfraint](#).



enable contract holders to monitor their own performance.

The timeliness of the data provides the most recent update using reliable data.

You are welcome to contact us directly with any comments about how we meet these standards. Alternatively, you can contact OSR by emailing [regulation@statistics.gov.uk](mailto:regulation@statistics.gov.uk) or via the OSR website.

## Well-being of Future Generations Act (WFG)

The Well-being of Future Generations Act 2015 is about improving the social, economic, environmental, and cultural well-being of Wales. The Act puts in place seven well-being goals for Wales. These are for a more equal, prosperous, resilient, healthier, and globally responsible Wales, with cohesive communities and a vibrant culture and thriving Welsh language. Under section (10)(1) of the Act, the Welsh Ministers must (a) publish indicators (“national indicators”) that must be applied for the purpose of measuring progress towards the achievement of the Well-being goals, and (b) lay a copy of the national indicators before Senedd Cymru. Under section 10(8) of the Well-being of Future Generations Act, where the Welsh Ministers revise the national indicators, they must as soon as reasonably practicable (a) publish the indicators as revised and (b) lay a copy of them before the Senedd. These national indicators were laid before the Senedd in 2021. The indicators laid on 14 December 2021 replace the set laid on 16 March 2016.

Information on the indicators, along with narratives for each of the well-being goals and associated technical information is available in the [Well-being of Wales report](#).

Further information on the [Well-being of Future Generations \(Wales\) Act 2015](#).

Cafodd y ddogfen hon ei lawrlwytho o LLYW.CYMRU, efallai nad dyma'r fersiwn mwyaf diweddar.

Ewch i <https://www.llyw.cymru/ystadegau-twff-swyddi-cymru-ebrill-2023-i-mawrth-2024-html> i weld y fersiwn ddiweddaraf.

Gwybodaeth am [hawlfraint](#).

The statistics included in this release could also provide supporting narrative to the national indicators and be used by public services boards in relation to their local well-being assessments and local well-being plans.

## We want your feedback

We welcome any feedback on any aspect of these statistics which can be provided by email to [post16ed.stats@gov.wales](mailto:post16ed.stats@gov.wales)

## Manylion cyswllt

Ystadegydd: Aaron Thomas

E-bost: [ystadegau.addysgol16@llyw.cymru](mailto:ystadegau.addysgol16@llyw.cymru)

Cyfryngau: 0300 025 8099

SFR 54/2024

**Efallai na fydd y ddogfen hon yn hollol hygyrch.**

Drllenwch ein [datganiad hygyrchedd](#) i gael rhagor o wybodaeth.

**Cafodd y ddogfen hon ei lawrlwytho o LLYW.CYMRU, efallai nad dyma'r fersiwn mwyaf diweddar.**

Ewch i <https://www.llyw.cymru/ystadegau-twff-swyddi-cymru-ebrill-2023-i-mawrth-2024-html> i weld y fersiwn ddiweddaraf.

Gwybodaeth am [hawlfraint](#).